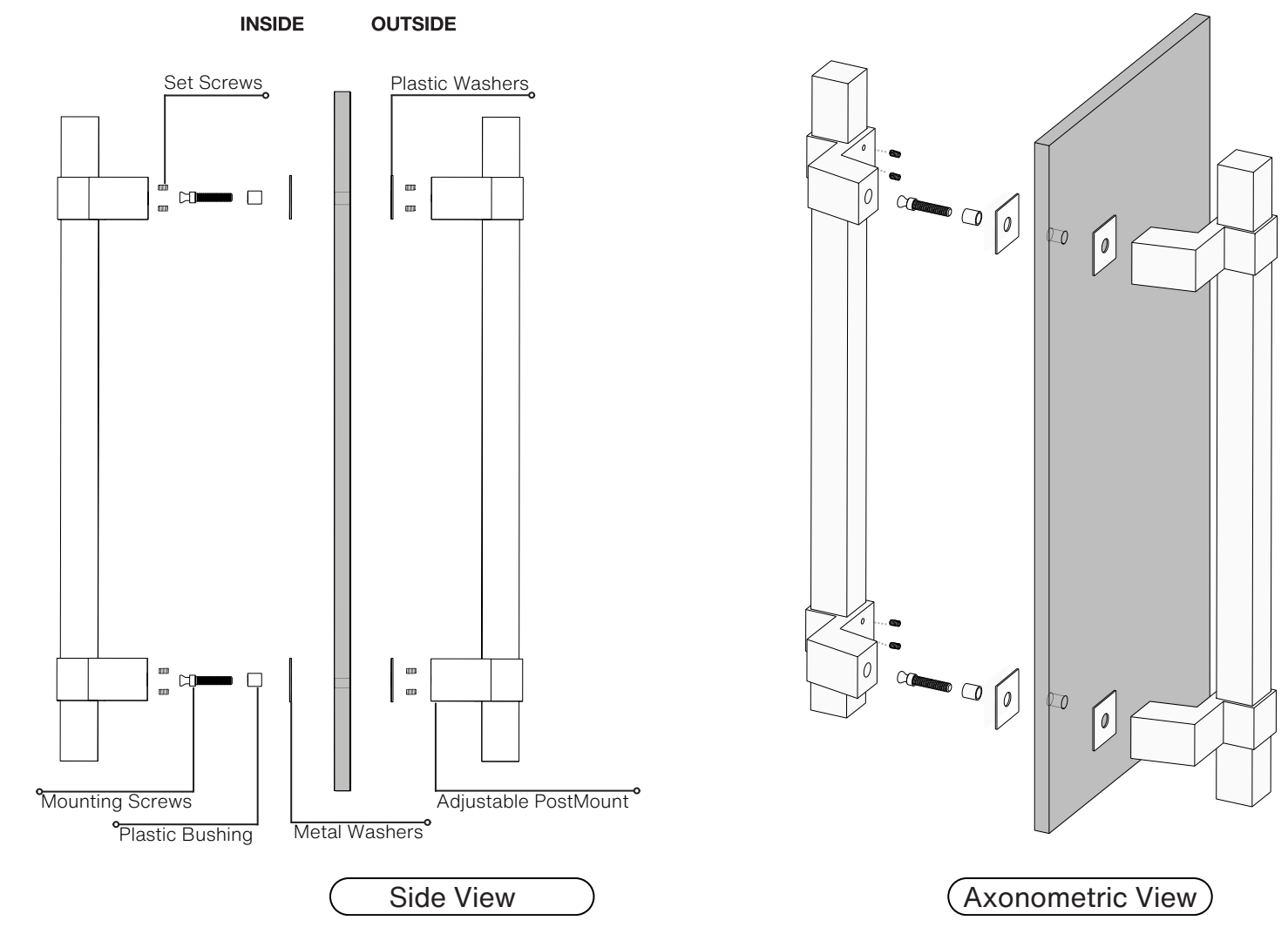


Pro-Line Square Series™

Adjustable Square Offset Pull Handle

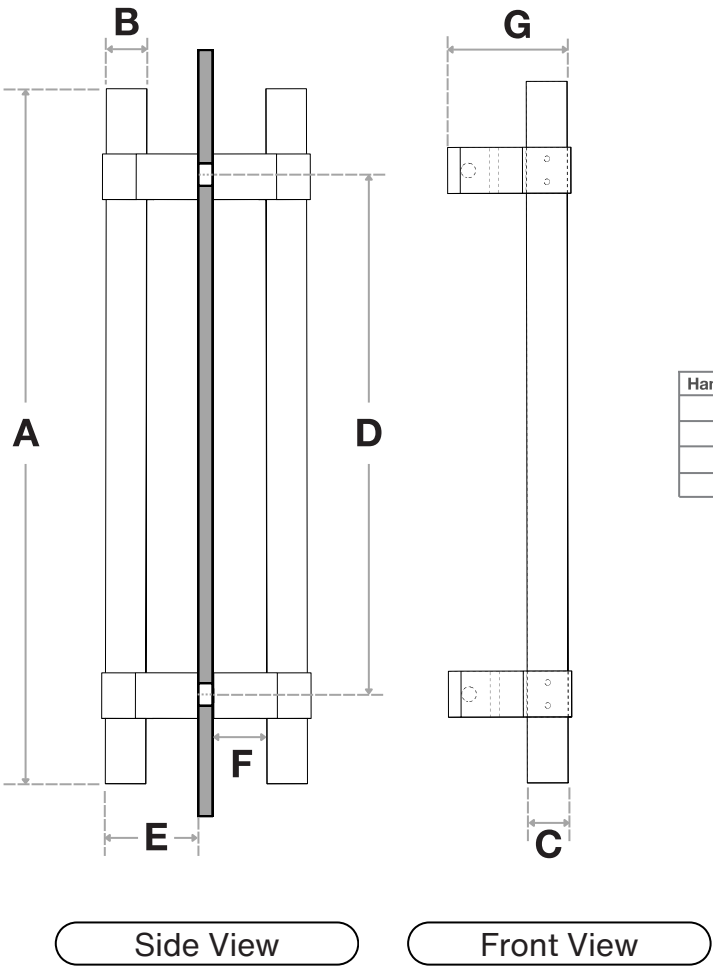
Back to Back
Suitable for Glass, Wood and Metal Doors



Parts Included:

Pair of Handles (x1)
Set Screws (x8)
Bushings (x2)
Plastic Washers(x4)
Metal Washers(x2)
Mounting Screws up to 1-3/4" doors (x2)

Note: For doors thicker than 1-3/4", mounting screws must be purchased separately.





Handle Length (A)	Side (B)	Front (C)	Center-to-Center (D)	Projection (E)	Clearance (F)	Width (G)
36"	2"	2"	Adjustable	2-13/16"	1-13/16"	3-1/4"
48"	2"	2"	Adjustable	2-13/16"	1-13/16"	3-1/4"
60"	2"	2"	Adjustable	2-13/16"	1-13/16"	3-1/4"
72"	2"	2"	Adjustable	2-13/16"	1-13/16"	3-1/4"

Side View

Front View

FINISHES (1):

-  Brushed Satin = S
-  Polished = P

OVERALL LENGTHS (2)

- 36" = 36
- 48" = 48
- 60" = 60
- 72" = 72

Cross-Section (3)

3.5" x 3.5" = 3535

For a complete **SKU#** add Finish **(1)**, Overall length **(2)** and Cross-Section **(3)**

SH-PRO-316-OLSQ-ADJ-

-

-

FINISH

OVERALL LENGTH

CROSS SECTION

DOOR TYPE	GLASS DOORS UP TO 3/4"	WOOD & METAL DOORS UP TO 4-3/4"
HOLE SIZE DIAMETER	5/8"	5/16"

Not all Finishes, Lengths and Diameters are available in this style.
For customization requests, please contact us at info@strongarhardware.com