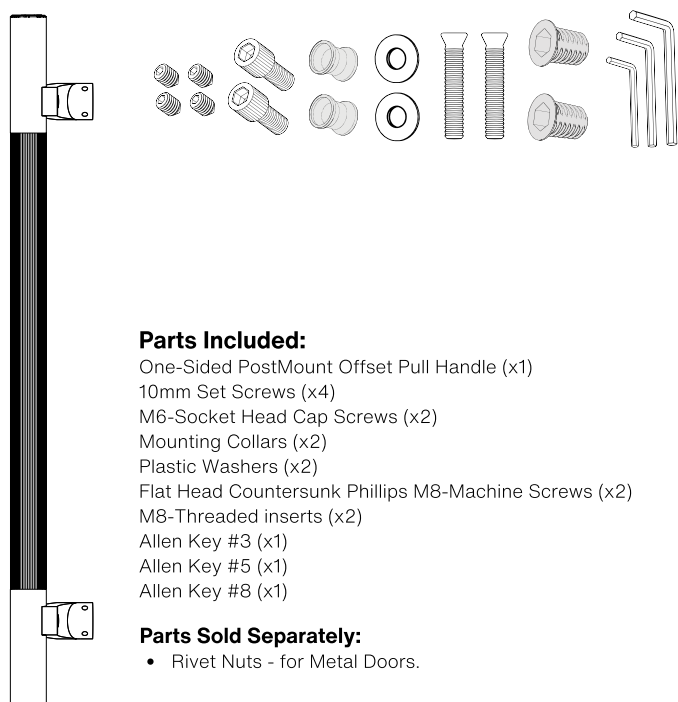
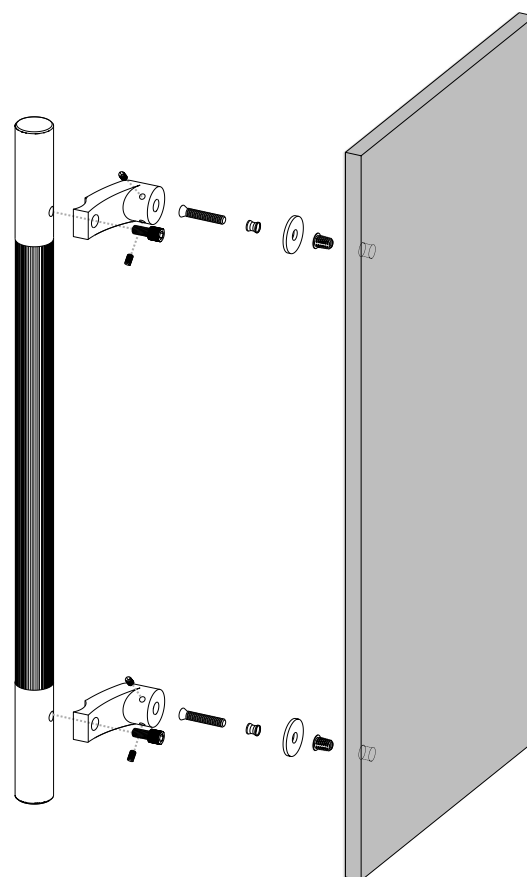
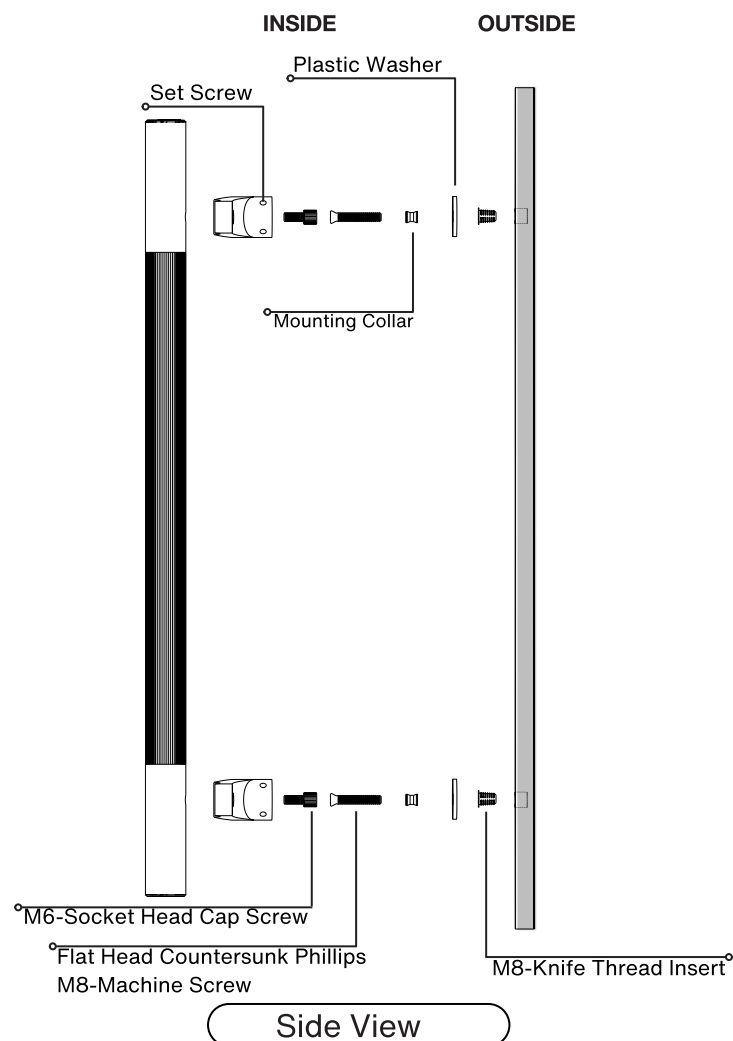
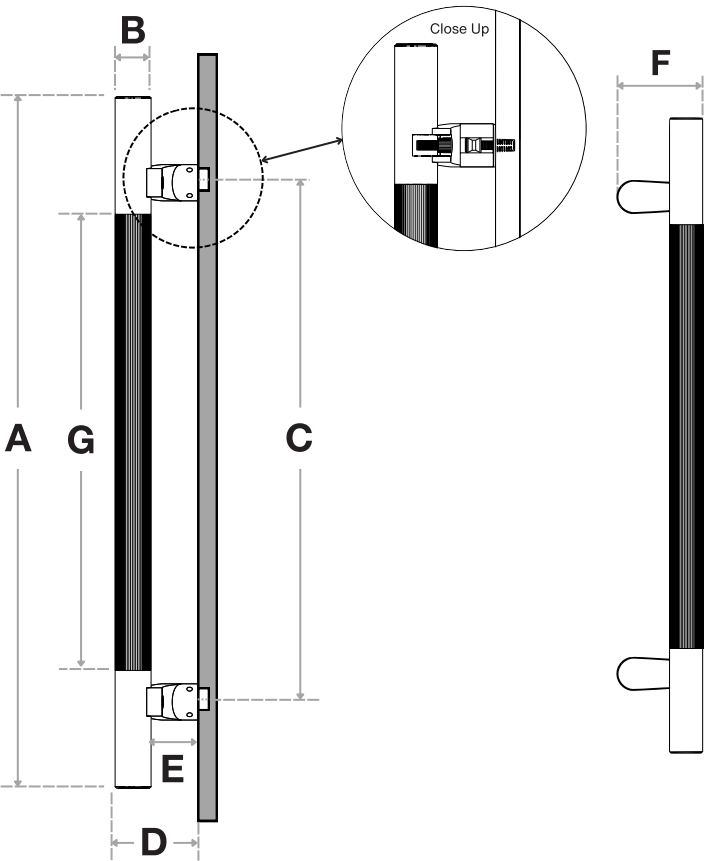


Pro-Line Fluted Series™

One-Sided PostMount Offset Pull Handle

Concealed Surface Mounts
Suitable for Wood and Metal Doors








| Handle Length (A) | Diameter (B) | Center-to-Center (C) | Projection (D) | Clearance (E) | Width (F) | Fluted (G) |
|-------------------|--------------|----------------------|----------------|---------------|-----------|------------|
| 12" | 1-1/4" | 6" | 2-7/8" | 1-5/8" | 3-1/4" | 4-3/4" |
| 18" | 1-1/4" | 12" | 2-7/8" | 1-5/8" | 3-1/4" | 10-3/4" |
| 24" | 1-1/4" | 18" | 2-7/8" | 1-5/8" | 3-1/4" | 16-3/4" |
| 36" | 1-1/4" | 30" | 2-7/8" | 1-5/8" | 3-1/4" | 28-3/4" |
| 48" | 1-1/4" | 42" | 2-7/8" | 1-5/8" | 3-1/4" | 40-3/4" |
| 60" | 1-1/4" | 54" | 2-7/8" | 1-5/8" | 3-1/4" | 52-3/4" |

Side View

Front View

FINISHES (1)

-  Brushed Satin = **S**
-  Matte Black Powder Coated = **B**
-  Satin Brass = **SB**

OVERALL LENGTHS (2)

- 12" = **12**
- 18" = **18**
- 24" = **24**
- 36" = **36**
- 48" = **48**
- 60" = **60**

DIAMETERS (3)

1-1/4" = **1250**

For a complete **SKU#** add Finish **(1)**, Overall length **(2)** and Diameter **(3)**

SH-PRO-316-OLPN-FLU-CO-

FINISH

-

OVERALL LENGTH

-

DIAMETER

Material: 316 grade stainless steel alloy.

DOOR TYPE

WOOD & METAL DOORS.
UP TO 4-3/4"

HOLE SIZE
DIAMETER

7/16"

Not all Finishes, Lengths and Diameters are available in this style.
For customization requests, please contact us at info@strongarhardware.com

Pro-Line Fluted Series™

One-Sided PostMount Offset Pull Handle

Decorative Thru-Bolt End Caps
Suitable for Glass, Wood, and Metal Doors

INSIDE

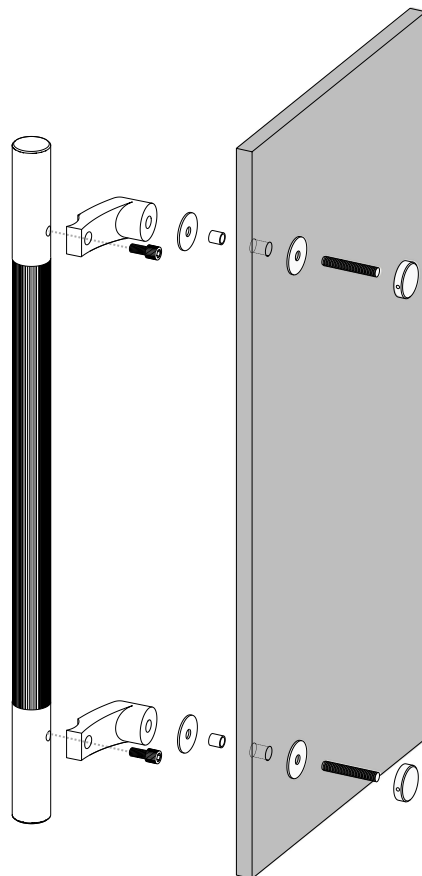
OUTSIDE

Plastic Washer

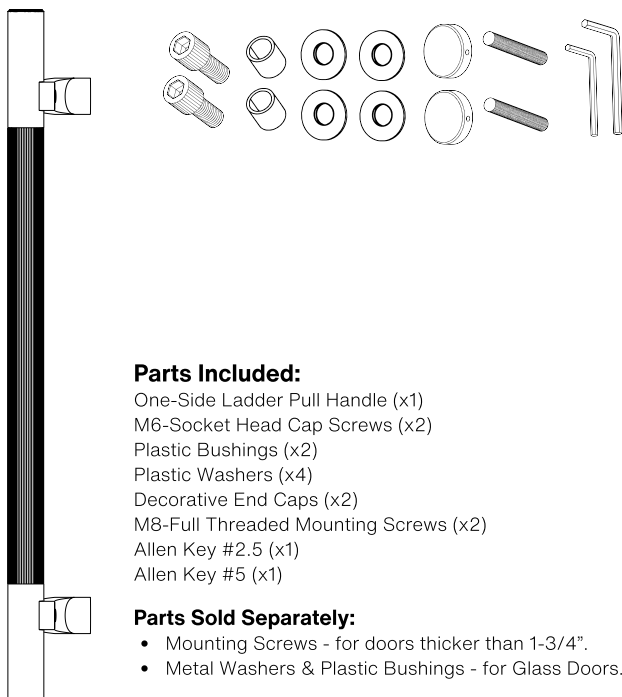
M8-Full Threaded Mounting Screw



Side View



Axonometric View




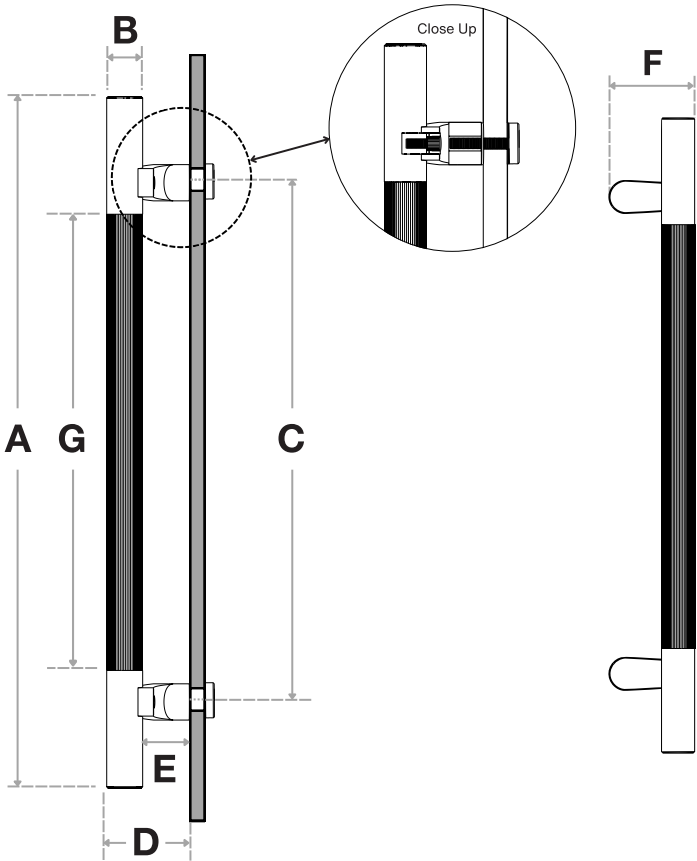
Parts Included:

- One-Side Ladder Pull Handle (x1)
- M6-Socket Head Cap Screws (x2)
- Plastic Bushings (x2)
- Plastic Washers (x4)
- Decorative End Caps (x2)
- M8-Full Threaded Mounting Screws (x2)
- Allen Key #2.5 (x1)
- Allen Key #5 (x1)

Parts Sold Separately:

- Mounting Screws - for doors thicker than 1-3/4".
- Metal Washers & Plastic Bushings - for Glass Doors.








| Handle Length (A) | Diameter (B) | Center-to-Center (C) | Projection (D) | Clearance (E) | Width (F) | Fluted (G) |
|-------------------|--------------|----------------------|----------------|---------------|-----------|------------|
| 12" | 1-1/4" | 6" | 2-7/8" | 1-5/8" | 3-1/4" | 4-3/4" |
| 18" | 1-1/4" | 12" | 2-7/8" | 1-5/8" | 3-1/4" | 10-3/4" |
| 24" | 1-1/4" | 18" | 2-7/8" | 1-5/8" | 3-1/4" | 16-3/4" |
| 36" | 1-1/4" | 30" | 2-7/8" | 1-5/8" | 3-1/4" | 28-3/4" |
| 48" | 1-1/4" | 42" | 2-7/8" | 1-5/8" | 3-1/4" | 40-3/4" |
| 60" | 1-1/4" | 54" | 2-7/8" | 1-5/8" | 3-1/4" | 52-3/4" |

Side View

Front View

FINISHES (1)

-  Brushed Satin = **S**
-  Matte Black Powder Coated = **B**
-  Satin Brass = **SB**

OVERALL LENGTHS (2)

- 12" = **12**
- 18" = **18**
- 24" = **24**
- 36" = **36**
- 48" = **48**
- 60" = **60**

DIAMETERS (3)

1-1/4" = **1250**

For a complete **SKU#** add Finish **(1)**, Overall length **(2)** and Diameter **(3)**

SH-PRO-316-OLPN-FLU-DE-

FINISH

-

OVERALL LENGTH

-

DIAMETER

Material: 316 grade stainless steel alloy.

DOOR TYPE

GLASS DOORS
UP TO 3/4"

WOOD & METAL DOORS.
UP TO 4-3/4"

HOLE SIZE
DIAMETER

5/8"

5/16"

Not all Finishes, Lengths and Diameters are available in this style.
For customization requests, please contact us at info@strongarhardware.com

Pro-Line Fluted Series™

One-Sided PostMount Offset Pull Handle

Countersunk Thru-Bolt Washers
Suitable for Glass, Wood and Metal Doors

INSIDE

OUTSIDE

Plastic Washer

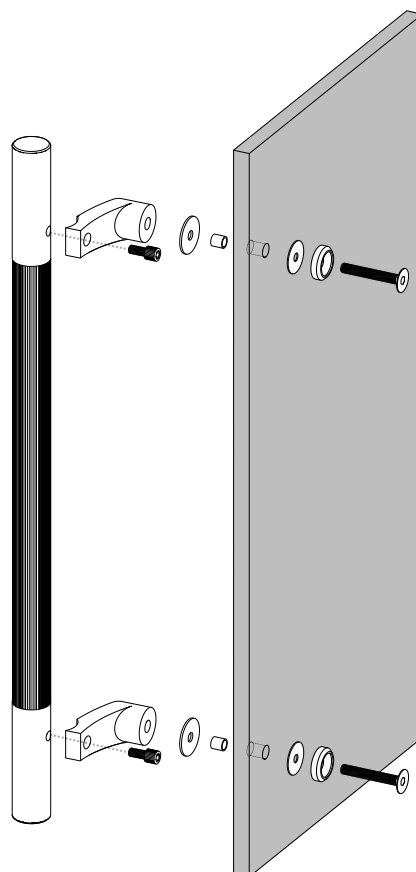
Countersunk Washer

Plastic Bushing

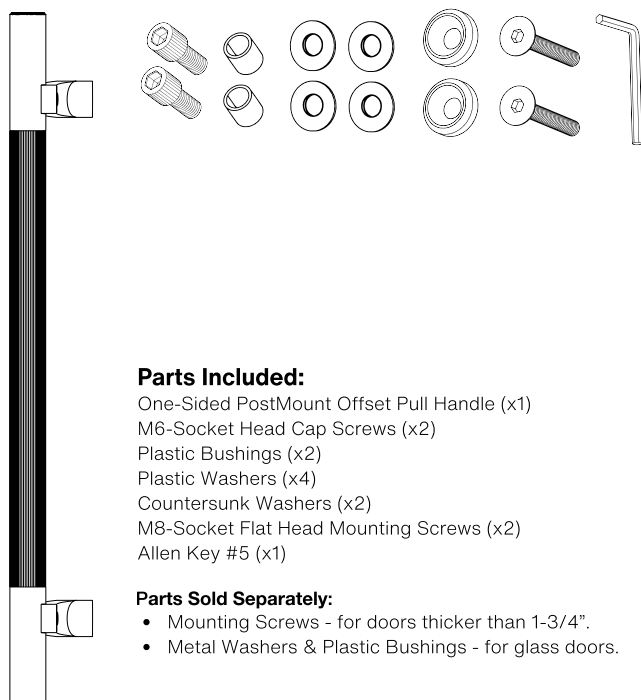
M6-Socket Head Cap Screw

M8-Socket Flat Head Mounting Screw

Side View



Axonometric View



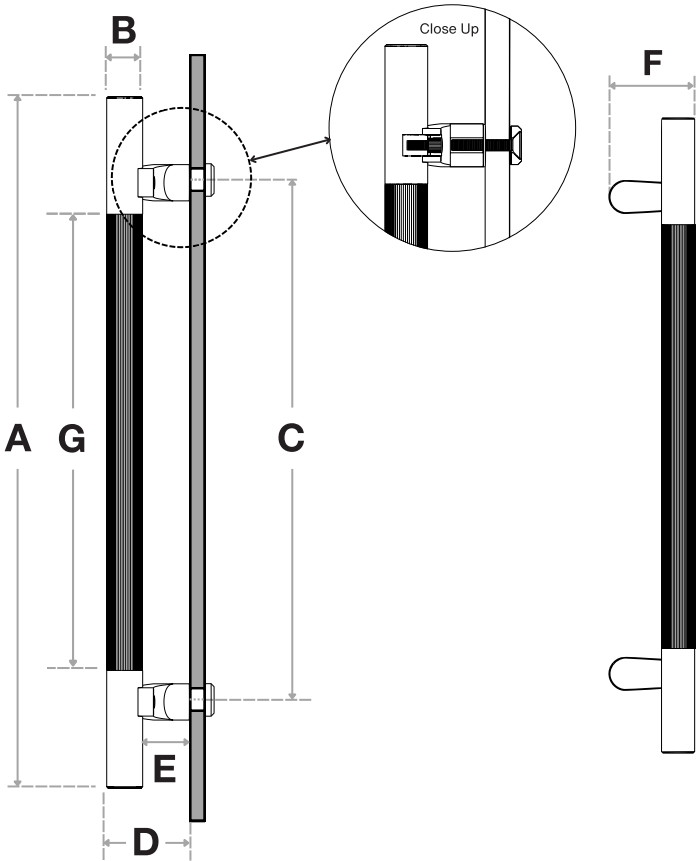
Parts Included:

- One-Sided PostMount Offset Pull Handle (x1)
- M6-Socket Head Cap Screws (x2)
- Plastic Bushings (x2)
- Plastic Washers (x4)
- Countersunk Washers (x2)
- M8-Socket Flat Head Mounting Screws (x2)
- Allen Key #5 (x1)

Parts Sold Separately:

- Mounting Screws - for doors thicker than 1-3/4".
- Metal Washers & Plastic Bushings - for glass doors.








| Handle Length (A) | Diameter (B) | Center-to-Center (C) | Projection (D) | Clearance (E) | Width (F) | Fluted (G) |
|-------------------|--------------|----------------------|----------------|---------------|-----------|------------|
| 12" | 1-1/4" | 6" | 2-7/8" | 1-5/8" | 3-1/4" | 4-3/4" |
| 18" | 1-1/4" | 12" | 2-7/8" | 1-5/8" | 3-1/4" | 10-3/4" |
| 24" | 1-1/4" | 18" | 2-7/8" | 1-5/8" | 3-1/4" | 16-3/4" |
| 36" | 1-1/4" | 30" | 2-7/8" | 1-5/8" | 3-1/4" | 28-3/4" |
| 48" | 1-1/4" | 42" | 2-7/8" | 1-5/8" | 3-1/4" | 40-3/4" |
| 60" | 1-1/4" | 54" | 2-7/8" | 1-5/8" | 3-1/4" | 52-3/4" |

Side View

Front View

FINISHES (1)

-  Brushed Satin = **S**
-  Matte Black Powder Coated = **B**
-  Satin Brass = **SB**

OVERALL LENGTHS (2)

- 12" = **12**
- 18" = **18**
- 24" = **24**
- 36" = **36**
- 48" = **48**
- 60" = **60**

DIAMETERS (3)

1-1/4" = **1250**

For a complete **SKU#** add Finish **(1)**, Overall length **(2)** and Diameter **(3)**

SH-PRO-316-OLPN-FLU-CW-

FINISH

-

OVERALL LENGTH

-

DIAMETER

Material: 316 grade stainless steel alloy.

DOOR TYPE

GLASS DOORS
UP TO 3/4"

WOOD & METAL DOORS.
UP TO 4-3/4"

HOLE SIZE
DIAMETER

5/8"

5/16"

Not all Finishes, Lengths and Diameters are available in this style.
For customization requests, please contact us at info@strongarhardware.com