



# Pro-Line Rectangular Series™

One-Sided 45° Offset 1.5" x 1" Pull Handle

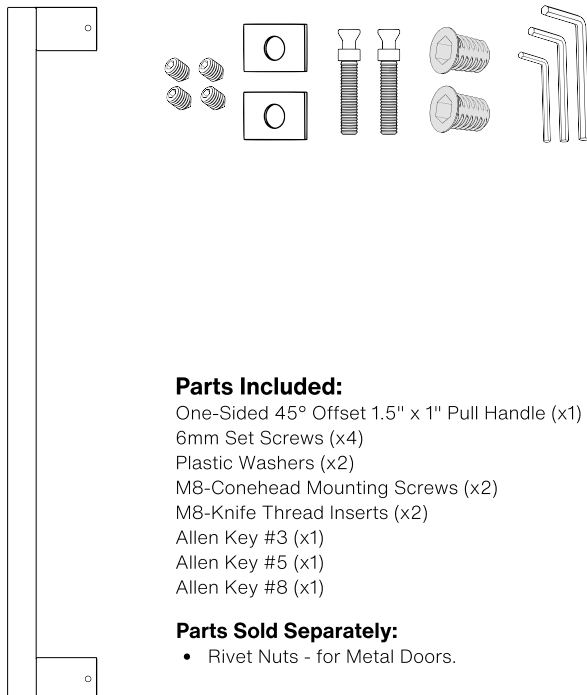
Concealed Surface Mounts  
Suitable for Wood and Metal Doors



Side View



Axonometric View




## Parts Included:

- One-Sided 45° Offset 1.5" x 1" Pull Handle (x1)
- 6mm Set Screws (x4)
- Plastic Washers (x2)
- M8-Conehead Mounting Screws (x2)
- M8-Knife Thread Inserts (x2)
- Allen Key #3 (x1)
- Allen Key #5 (x1)
- Allen Key #8 (x1)

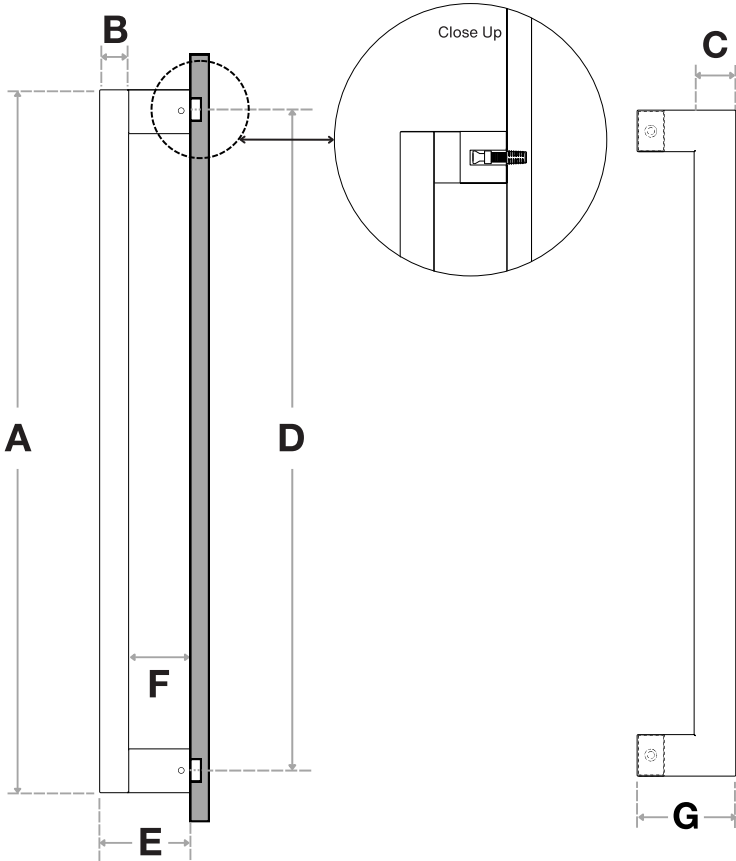
## Parts Sold Separately:

- Rivet Nuts - for Metal Doors.



Pro-Line Rectangular Series™

One-Sided 45° Offset 1.5" x 1" Pull Handle  
Concealed Surface Mounts  
Suitable for Wood and Metal Doors



Handle Length (A)	Side (B)	Front (C)	Center-to-Center (D)	Projection (E)	Clearance (F)	Wide (G)
13-1/2"	1"	1-1/2"	12"	3"	2"	3-5/8"
16"	1"	1-1/2"	14-1/2"	3"	2"	3-5/8"
18"	1"	1-1/2"	16-1/2"	3"	2"	3-5/8"
24"	1"	1-1/2"	22-1/2"	3"	2"	3-5/8"
32"	1"	1-1/2"	30-1/2"	3"	2"	3-5/8"
36"	1"	1-1/2"	34-1/2"	3"	2"	3-5/8"
48"	1"	1-1/2"	46-1/2"	3"	2"	3-5/8"
60"	1"	1-1/2"	58-1/2"	3"	2"	3-5/8"
72"	1"	1-1/2"	70-1/2"	3"	2"	3-5/8"
84"	1"	1-1/2"	82-1/2"	3"	2"	3-5/8"
96"	1"	1-1/2"	94-1/2"	3"	2"	3-5/8"

Side View

Front View

FINISHES (1)

- Brushed Satin = S
- Polished = P
- Matte Black Powder Coated = B
- Bronze Powder Coated = BR
- Oil Rubbed Bronze = ORB
- Satin Brass = SB
- Matte White Powder Coated = W

OVERALL LENGTHS (2)

- 13-1/2" = 135
- 16" = 16
- 18" = 18
- 24" = 24
- 32" = 32
- 36" = 36
- 48" = 48
- 60" = 60
- 72" = 72
- 84" = 84
- 96" = 95

CROSS-SECTION (3)

1-1/2" x 1" = 1510

For a complete SKU# add Finish (1), Overall length (2) and Cross-Section (3)

SH-PRO-316-OFR-CO- - -

FINISH OVERALL LENGTH CROSS SECTION

Material: 316 grade stainless steel alloy.

DOOR TYPE

WOOD & METAL DOORS.  
UP TO 4-3/4"

HOLE SIZE  
DIAMETER

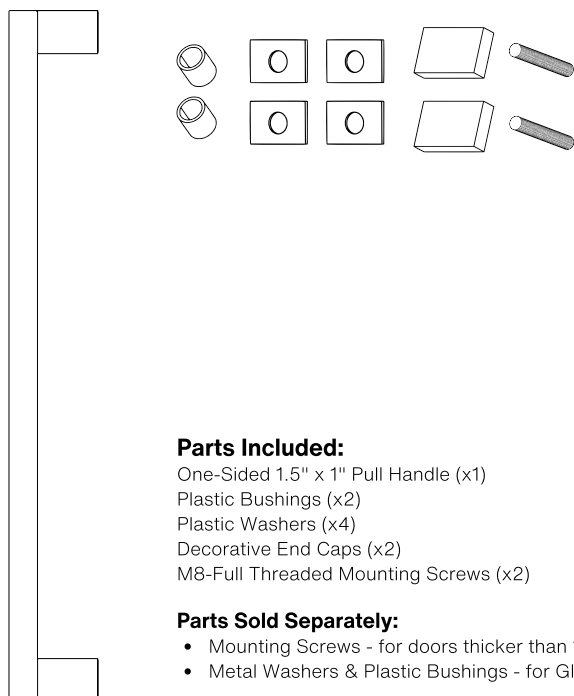

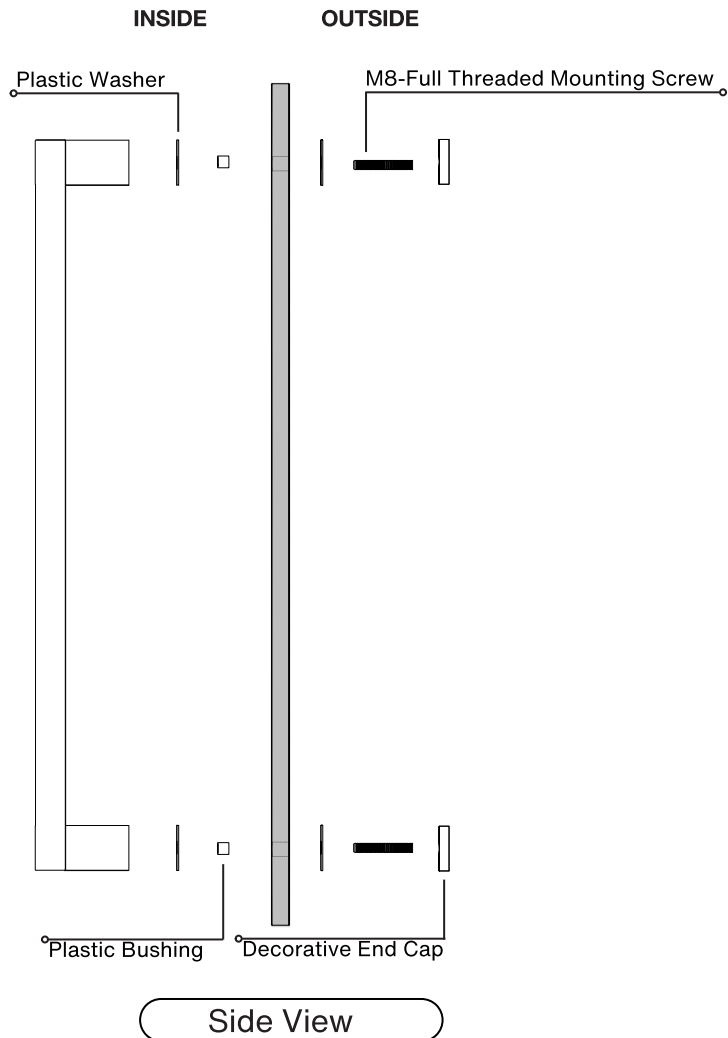
7/16"

Not all Finishes, Lengths and Diameters are available in this style.  
For customization requests, please contact us at [info@strongarhardware.com](mailto:info@strongarhardware.com)

# Pro-Line Rectangular Series™

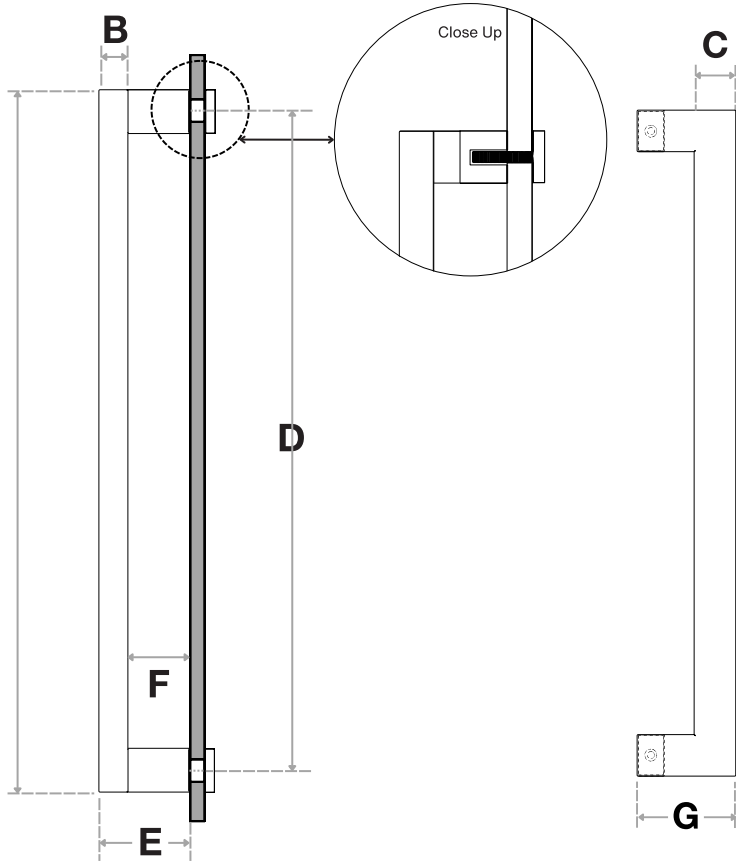
**One-Sided 45° Offset 1.5" x 1" Pull Handle**

Decorative Thru-Bolt End Caps  
Suitable for Glass, Wood, and Metal Doors



Pro-Line Rectangular Series™

One-Sided 45° Offset 1.5" x 1" Pull Handle  
Decorative Thru-Bolt End Caps  
Suitable for Glass, Wood, and Metal Doors



Handle Length (A)	Side (B)	Front (C)	Center-to-Center (D)	Projection (E)	Clearance (F)	Wide (G)
13-1/2"	1"	1-1/2"	12"	3"	2"	3-5/8"
16"	1"	1-1/2"	14-1/2"	3"	2"	3-5/8"
18"	1"	1-1/2"	16-1/2"	3"	2"	3-5/8"
24"	1"	1-1/2"	22-1/2"	3"	2"	3-5/8"
32"	1"	1-1/2"	30-1/2"	3"	2"	3-5/8"
36"	1"	1-1/2"	34-1/2"	3"	2"	3-5/8"
48"	1"	1-1/2"	46-1/2"	3"	2"	3-5/8"
60"	1"	1-1/2"	58-1/2"	3"	2"	3-5/8"
72"	1"	1-1/2"	70-1/2"	3"	2"	3-5/8"
84"	1"	1-1/2"	82-1/2"	3"	2"	3-5/8"
96"	1"	1-1/2"	94-1/2"	3"	2"	3-5/8"

Side View

Front View

FINISHES (1)

- Brushed Satin = S
- Polished = P
- Matte Black Powder Coated = B
- Bronze Powder Coated = BR
- Oil Rubbed Bronze = ORB
- Satin Brass = SB
- Matte White Powder Coated = W

OVERALL LENGTHS (2)

- 13-1/2" = 135
- 16" = 16
- 18" = 18
- 24" = 24
- 32" = 32
- 36" = 36
- 48" = 48
- 60" = 60
- 72" = 72
- 84" = 84
- 96" = 95

CROSS-SECTION (3)

1-1/2" x 1" = 1510

For a complete SKU# add Finish (1), Overall length (2) and Cross-Section (3)

SH-PRO-316-OFR-DE- FINISH - OVERALL LENGTH - CROSS SECTION

Material: 316 grade stainless steel alloy.

DOOR TYPE

GLASS DOORS  
UP TO 3/4"

WOOD & METAL DOORS.  
UP TO 4-3/4"

HOLE SIZE  
DIAMETER

5/8"

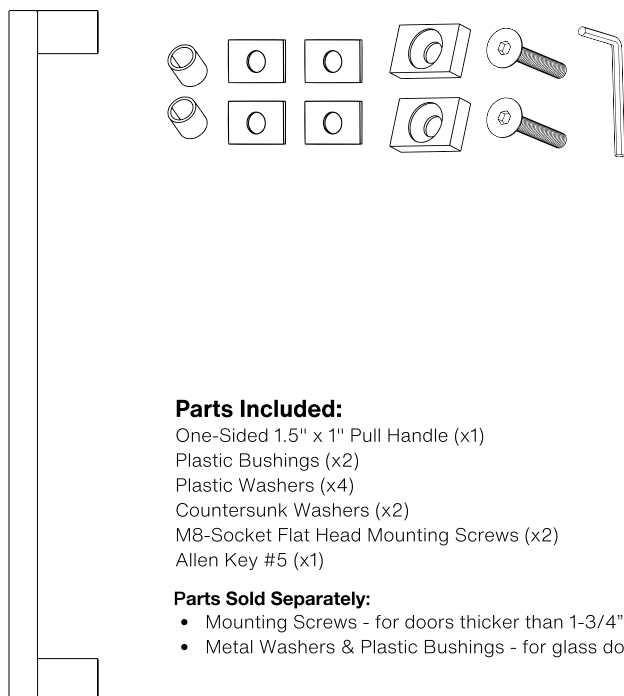


5/16"

Not all Finishes, Lengths and Diameters are available in this style.

For customization requests, please contact us at [info@strongarhardware.com](mailto:info@strongarhardware.com)

# Pro-Line Rectangular Series™

**One-Sided 45° Offset 1.5" x 1" Pull Handle**  
**Countersunk Thru-Bolt Washers**  
 Suitable for Glass, Wood and Metal Doors




## Parts Included:

- One-Sided 1.5" x 1" Pull Handle (x1)
- Plastic Bushings (x2)
- Plastic Washers (x4)
- Countersunk Washers (x2)
- M8-Socket Flat Head Mounting Screws (x2)
- Allen Key #5 (x1)

## Parts Sold Separately:

- Mounting Screws - for doors thicker than 1-3/4".
- Metal Washers & Plastic Bushings - for glass doors.

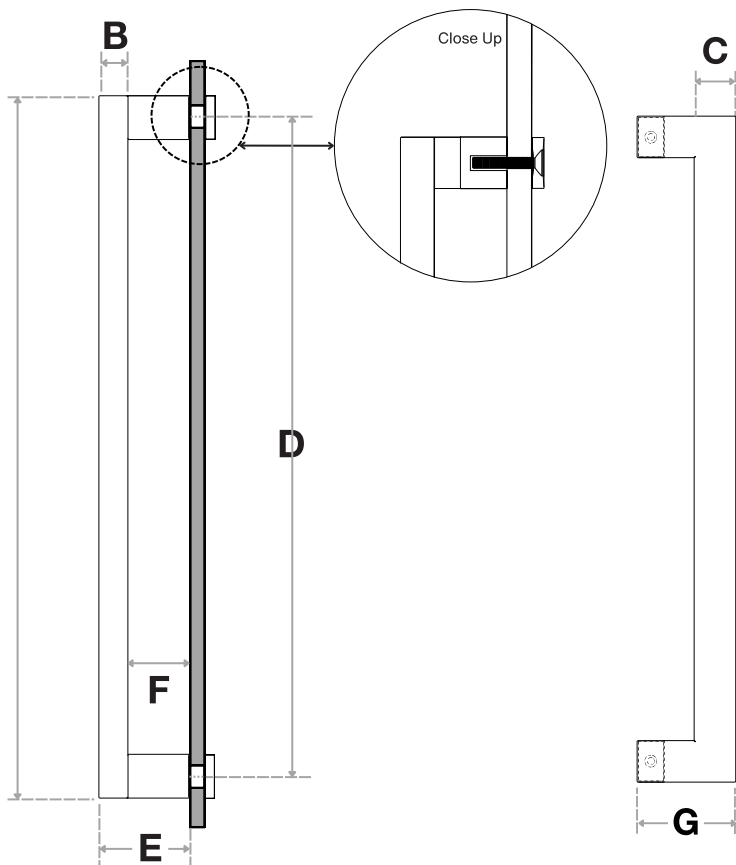


# Pro-Line Rectangular Series™

One-Sided 45° Offset 1.5" x 1" Pull Handle

Countersunk Thru-Bolt Washers

Suitable for Glass, Wood and Metal Doors



Handle Length (A)	Side (B)	Front (C)	Center-to-Center (D)	Projection (E)	Clearance (F)	Wide (G)
13-1/2"	1"	1-1/2"	12"	3"	2"	3-5/8"
16"	1"	1-1/2"	14-1/2"	3"	2"	3-5/8"
18"	1"	1-1/2"	16-1/2"	3"	2"	3-5/8"
24"	1"	1-1/2"	22-1/2"	3"	2"	3-5/8"
32"	1"	1-1/2"	30-1/2"	3"	2"	3-5/8"
36"	1"	1-1/2"	34-1/2"	3"	2"	3-5/8"
48"	1"	1-1/2"	46-1/2"	3"	2"	3-5/8"
60"	1"	1-1/2"	58-1/2"	3"	2"	3-5/8"
72"	1"	1-1/2"	70-1/2"	3"	2"	3-5/8"
84"	1"	1-1/2"	82-1/2"	3"	2"	3-5/8"
96"	1"	1-1/2"	94-1/2"	3"	2"	3-5/8"

Side View

Front View

FINISHES (1)

- Brushed Satin = S
- Polished = P
- Matte Black Powder Coated = B
- Bronze Powder Coated = BR
- Oil Rubbed Bronze = ORB
- Satin Brass = SB
- Matte White Powder Coated = W

OVERALL LENGTHS (2)

- 13-1/2" = 135
- 16" = 16
- 18" = 18
- 24" = 24
- 32" = 32
- 36" = 36
- 48" = 48
- 60" = 60
- 72" = 72
- 84" = 84
- 96" = 95

CROSS-SECTION (3)

1-1/2" x 1" = 1510

For a complete SKU# add Finish (1), Overall length (2) and Cross-Section (3)

SH-PRO-316-OFR-CW- - -

FINISH OVERALL LENGTH CROSS SECTION

Material: 316 grade stainless steel alloy.

DOOR TYPE

GLASS DOORS  
UP TO 3/4"

WOOD & METAL DOORS.  
UP TO 4-3/4"

HOLE SIZE  
DIAMETER

5/8"

5/16"

Not all Finishes, Lengths and Diameters are available in this style.  
For customization requests, please contact us at [info@strongarhardware.com](mailto:info@strongarhardware.com)