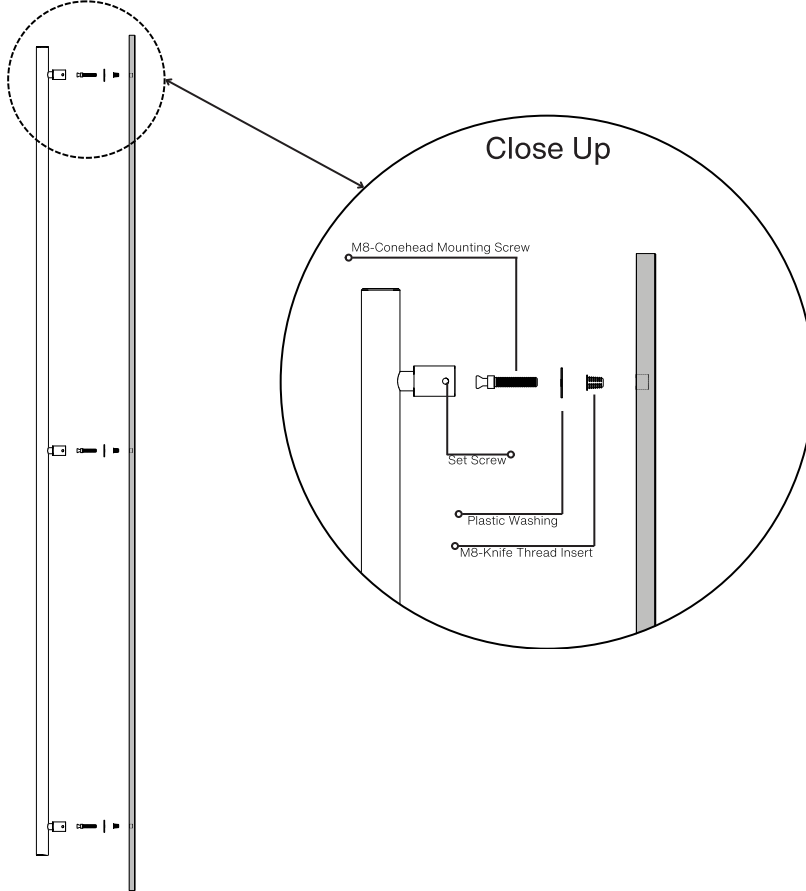


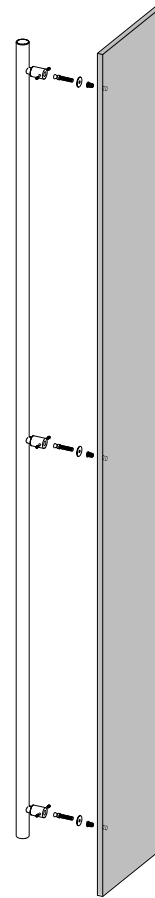
Pro-Line Floating Neck Series™

INSIDE

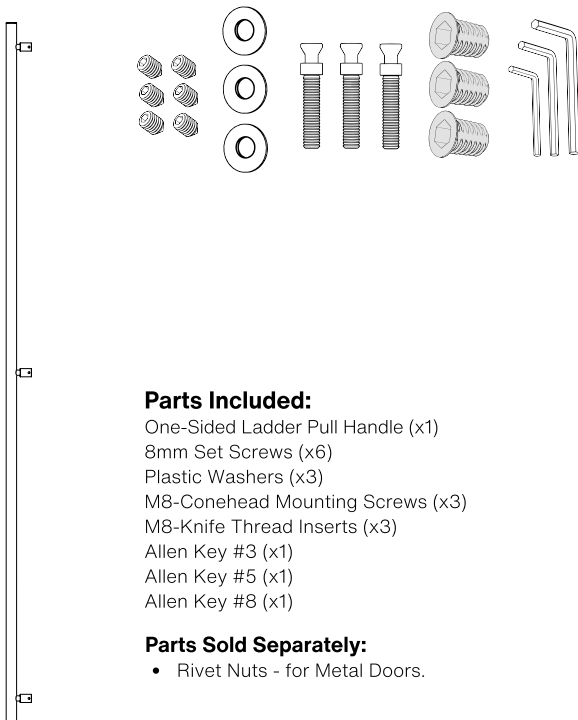
OUTSIDE



Side View



Axonometric View



Parts Included:

- One-Sided Ladder Pull Handle (x1)
- 8mm Set Screws (x6)
- Plastic Washers (x3)
- M8-Conehead Mounting Screws (x3)
- M8-Knife Thread Inserts (x3)
- Allen Key #3 (x1)
- Allen Key #5 (x1)
- Allen Key #8 (x1)

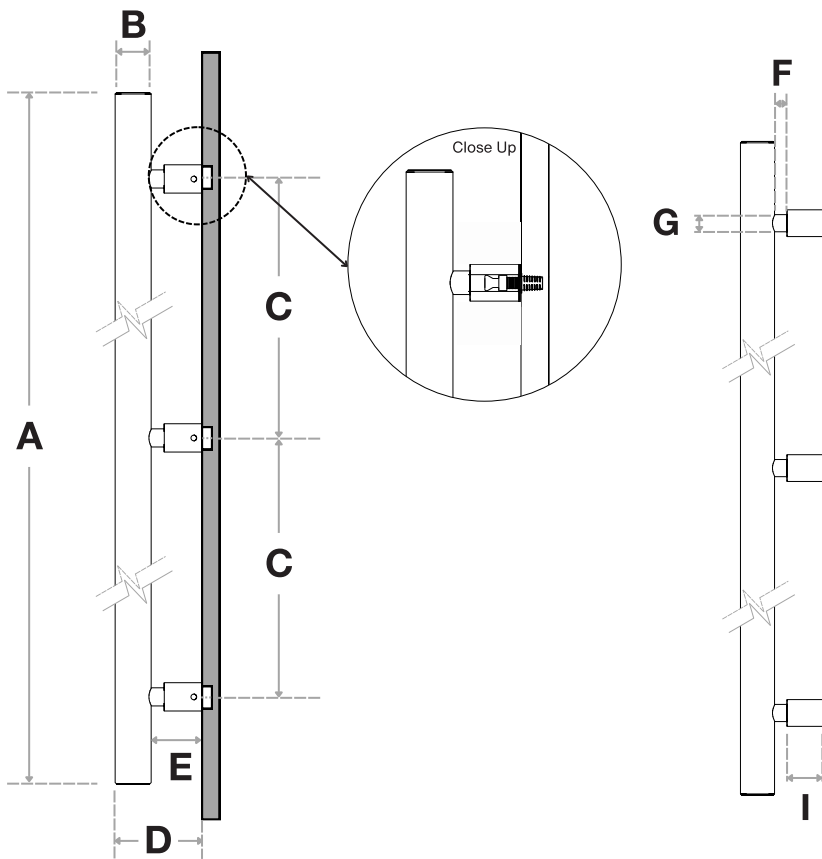
Parts Sold Separately:

- Rivet Nuts - for Metal Doors.



Pro-Line Floating Neck Series™

One-sided 84-inch Ladder Pull Handle
with 3-hole mounting
Concealed Surface Mounts
Suitable for Wood and Metal Doors



Handle Length (A)	Diameter (B)	Center-to-Center (C)	Projection (D)	Clearance (E)
84"	1-1/4"	39" + 39"	3"	1-7/8"

Necked Projection (F)	Necked Diameter (G)	Posts Diameter (H)	Posts Projection (I)
5/8"	5/8"	1"	1-1/4"

Side View

FINISHES (1)

- Brushed Satin = S
- Polished = P
- Matte Black Powder Coated = B
- Satin Brass = SB

OVERALL LENGTHS (2)

84" = 84

DIAMETERS (3)

1-1/4" = 1250

For a complete **SKU#** add Finish **(1)**, Overall length **(2)** and Diameter **(3)**

SH-PRO-316-LPH-FNP-3P-CO- **FINISH** - **OVERALL LENGTH** - **DIAMETER**

Material: 316 grade stainless steel alloy.

DOOR TYPE

WOOD & METAL DOORS.
UP TO 4-3/4"

HOLE SIZE
DIAMETER

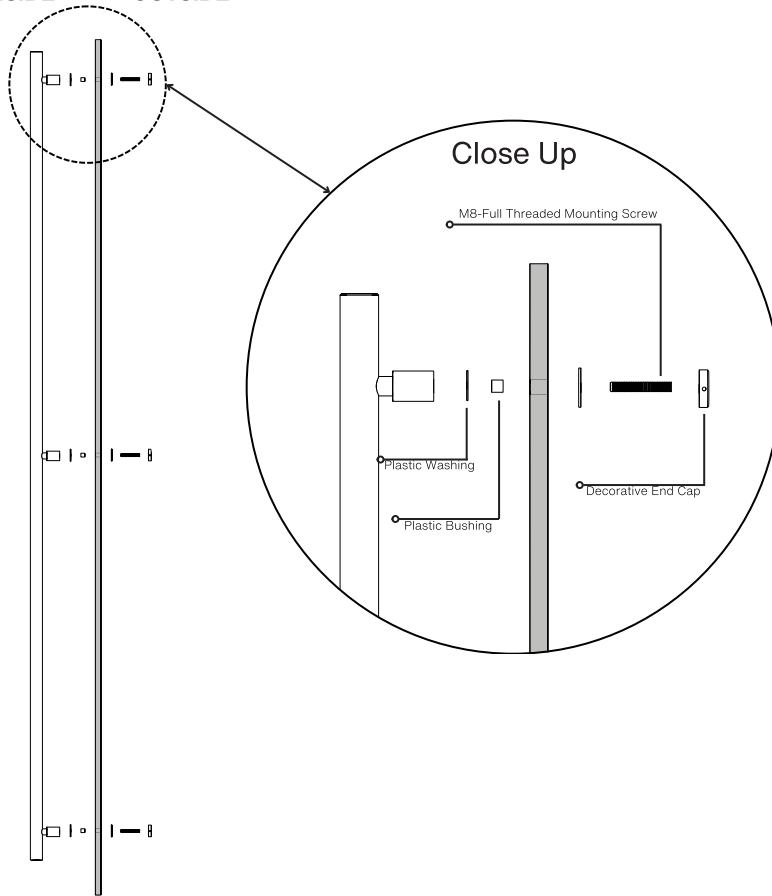
7/16"

Not all Finishes, Lengths and Diameters are available in this style.
For customization requests, please contact us at info@strongarhardware.com

Pro-Line Floating Neck Series™

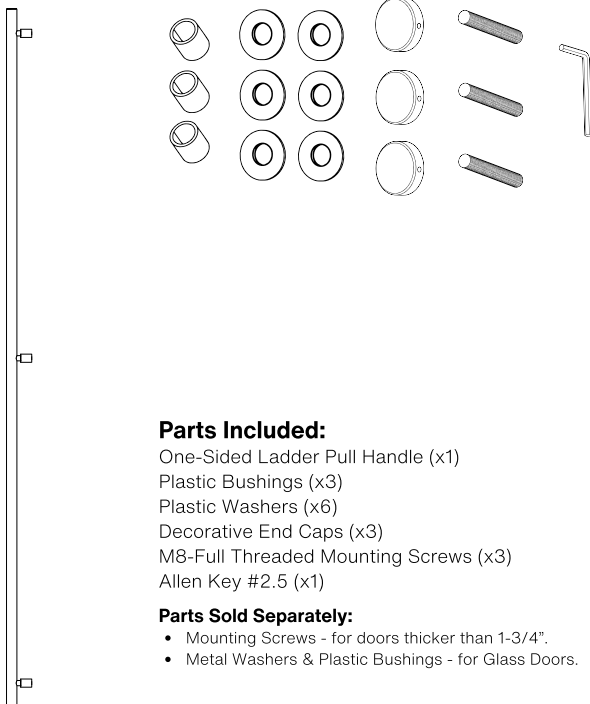
Decorative Thru-Bolt End Caps
Suitable for Glass, Wood, and Metal Doors

INSIDE OUTSIDE



Side View

Axonometric View



Parts Included:

- One-Sided Ladder Pull Handle (x1)
- Plastic Bushings (x3)
- Plastic Washers (x6)
- Decorative End Caps (x3)
- M8-Full Threaded Mounting Screws (x3)
- Allen Key #2.5 (x1)

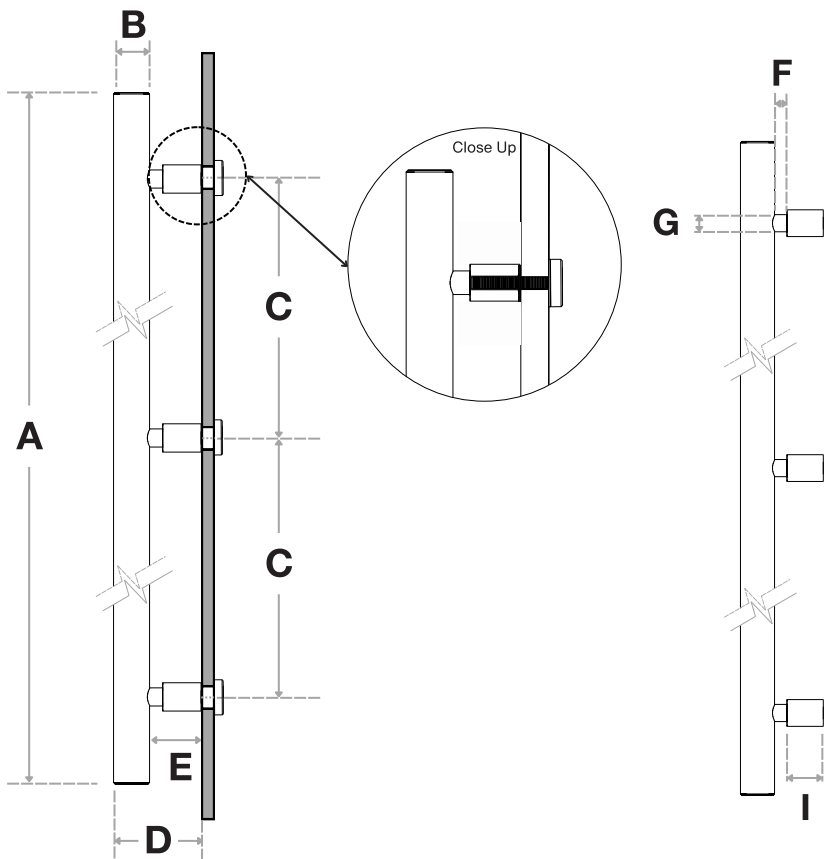
Parts Sold Separately:

- Mounting Screws - for doors thicker than 1-3/4".
- Metal Washers & Plastic Bushings - for Glass Doors.



Pro-Line Floating Neck Series™

One-sided 84-inch Ladder Pull Handle
with 3-hole mounting
Decorative Thru-Bolt End Caps
Suitable for Glass, Wood, and Metal Doors



Handle Length (A)	Diameter (B)	Center-to-Center (C)	Projection (D)	Clearance (E)
84"	1-1/4"	39" + 39"	3"	1-7/8"

Necked Projection (F)	Necked Diameter (G)	Posts Diameter (H)	Posts Projection (I)
5/8"	5/8"	1"	1-1/4"

Side View

FINISHES (1)

- Brushed Satin = S
- Polished = P
- Matte Black Powder Coated = B
- Satin Brass = SB

OVERALL LENGTHS (2)

84" = 84

DIAMETERS (3)

1-1/4" = 1250

For a complete SKU# add Finish (1), Overall length (2) and Diameter (3)

SH-PRO-316-LPH-FNP-3P-DE- - -
FINISH OVERALL LENGTH DIAMETER

Material: 316 grade stainless steel alloy.

DOOR TYPE

GLASS DOORS
UP TO 3/4"

WOOD & METAL DOORS.
UP TO 4-3/4"

HOLE SIZE
DIAMETER

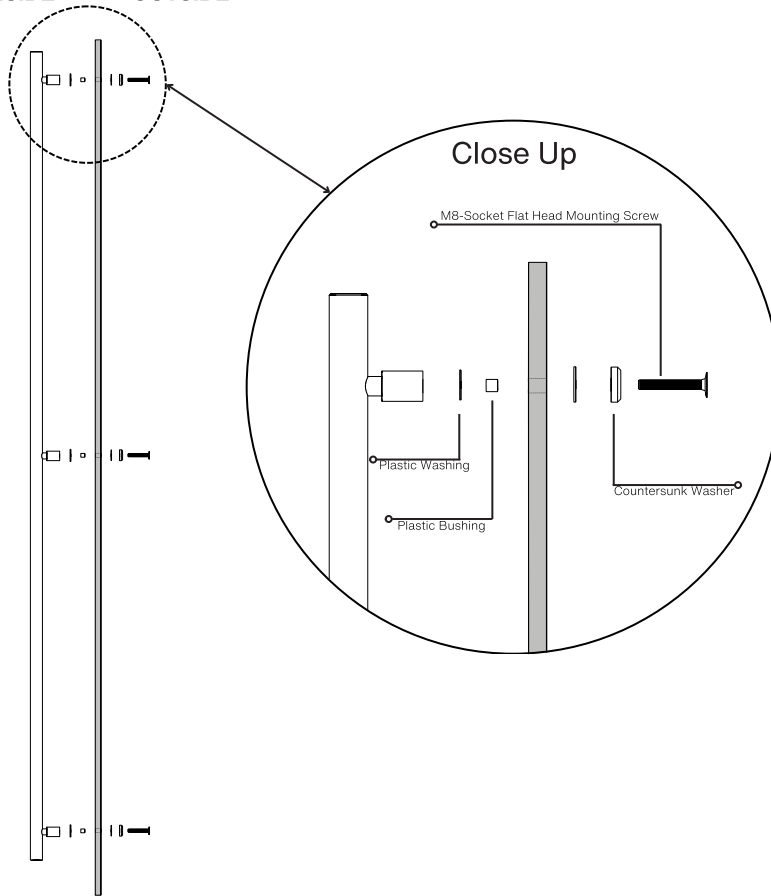
5/8"

5/16"

Not all Finishes, Lengths and Diameters are available in this style.
For customization requests, please contact us at info@strongarhardware.com

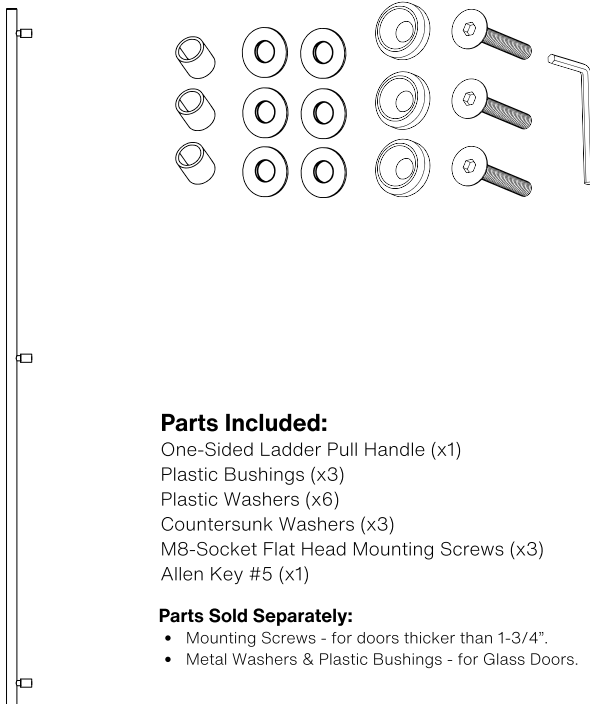
Pro-Line Floating Neck Series™

INSIDE OUTSIDE



Side View

Axonometric View



Parts Included:

- One-Sided Ladder Pull Handle (x1)
- Plastic Bushings (x3)
- Plastic Washers (x6)
- Countersunk Washers (x3)
- M8-Socket Flat Head Mounting Screws (x3)
- Allen Key #5 (x1)

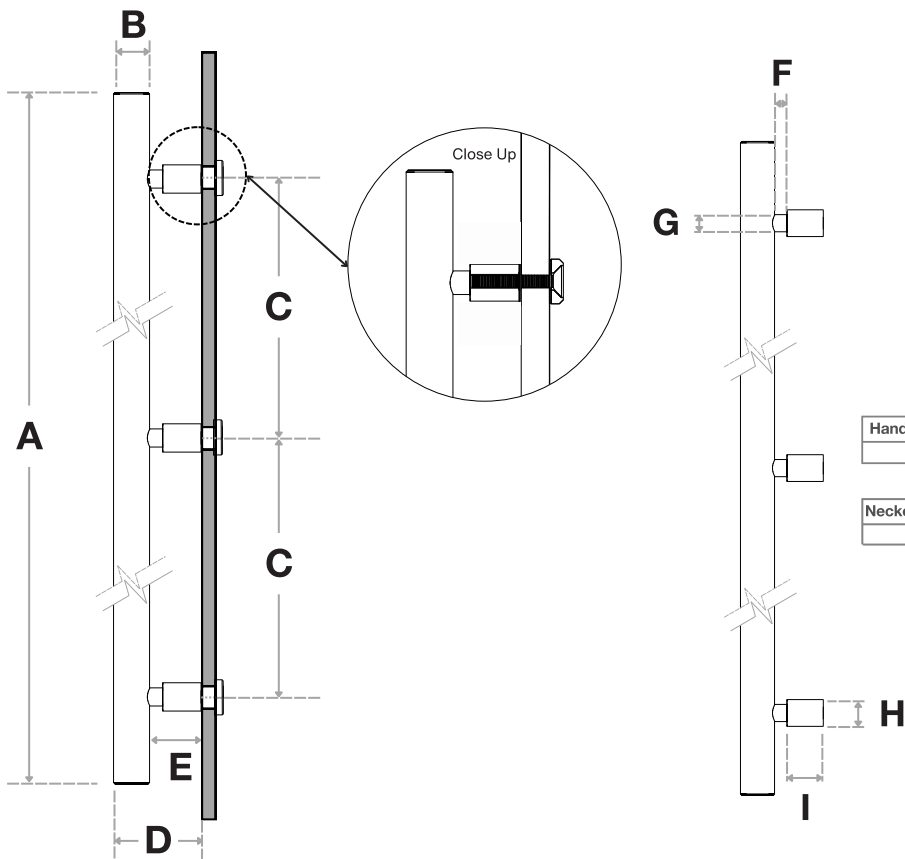
Parts Sold Separately:

- Mounting Screws - for doors thicker than 1-3/4".
- Metal Washers & Plastic Bushings - for Glass Doors.



Pro-Line Floating Neck Series™

One-sided 84-inch Ladder Pull Handle
with 3-hole mounting
Countersunk Thru-Bolt Washers
Suitable for Glass, Wood and Metal Doors



Handle Length (A)	Diameter (B)	Center-to-Center (C)	Projection (D)	Clearance (E)
84"	1-1/4"	39" + 39"	3"	1-7/8"

Necked Projection (F)	Necked Diameter (G)	Posts Diameter (H)	Posts Projection (I)
5/8"	5/8"	1"	1-1/4"

Side View

FINISHES (1)

- Brushed Satin = S
- Polished = P
- Matte Black Powder Coated = B
- Satin Brass = SB

OVERALL LENGTHS (2)

84" = 84

DIAMETERS (3)

1-1/4" = 1250

For a complete **SKU#** add Finish (1), Overall length (2) and Diameter (3)

SH-PRO-316-LPH-FNP-3P-CW- **FINISH** - **OVERALL LENGTH** - **DIAMETER**

Material: 316 grade stainless steel alloy.

DOOR TYPE

GLASS DOORS
UP TO 3/4"

WOOD & METAL DOORS.
UP TO 4-3/4"

HOLE SIZE
DIAMETER

5/8"

5/16"

Not all Finishes, Lengths and Diameters are available in this style.
For customization requests, please contact us at info@strongarhardware.com