
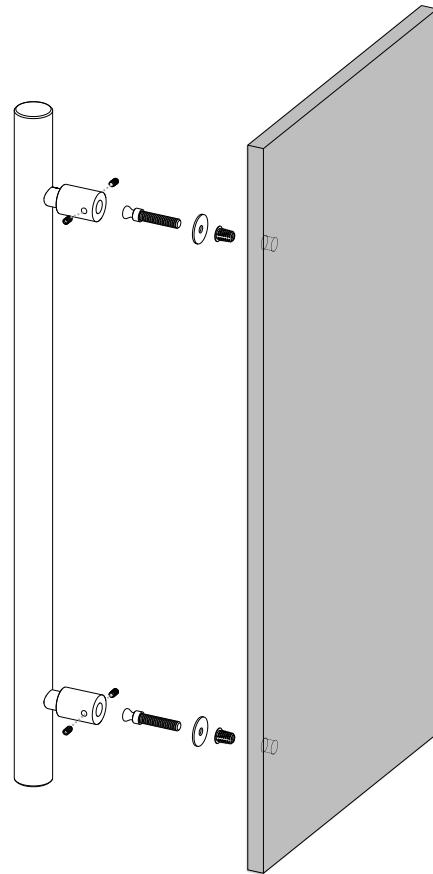


# Pro-Line Floating Neck Series™

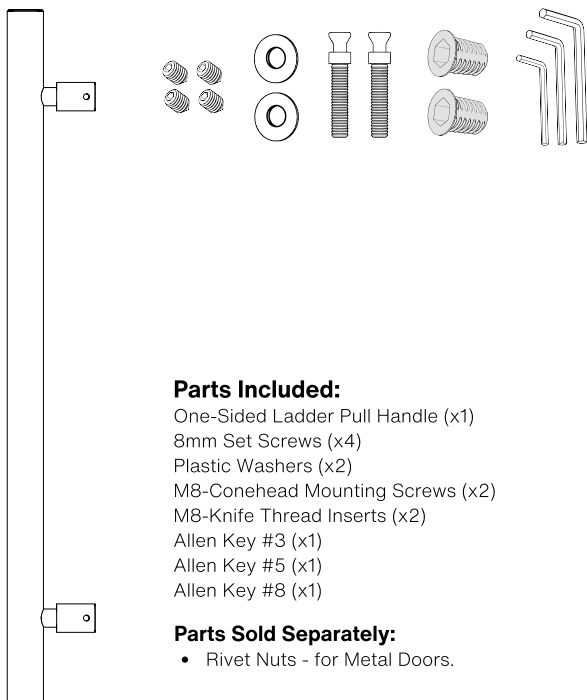
**One-Sided Ladder Pull Handle**  
Concealed Surface Mounts  
Suitable for Wood and Metal Doors



Side View



Axonometric View



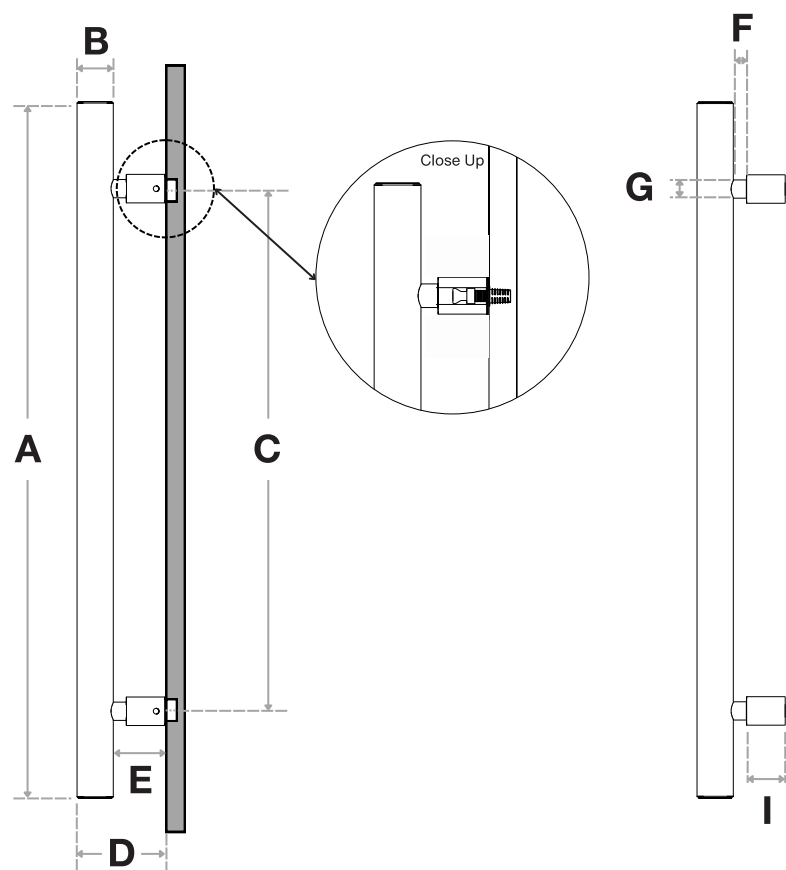
## Parts Included:

- One-Sided Ladder Pull Handle (x1)
- 8mm Set Screws (x4)
- Plastic Washers (x2)
- M8-Conehead Mounting Screws (x2)
- M8-Knife Thread Inserts (x2)
- Allen Key #3 (x1)
- Allen Key #5 (x1)
- Allen Key #8 (x1)

## Parts Sold Separately:

- Rivet Nuts - for Metal Doors.





Handle Length (A)	Diameter (B)	Center-to-Center (C)	Projection (D)	Clearance (E)
12"	1-1/4"	6"	3"	1-7/8"
18"	1-1/4"	12"	3"	1-7/8"
24"	1-1/4"	18"	3"	1-7/8"
36"	1-1/4"	30"	3"	1-7/8"
48"	1-1/4"	42"	3"	1-7/8"
60"	1-1/4"	54"	3"	1-7/8"
72"	1-1/4"	66"	3"	1-7/8"
84"	1-1/4"	60"	3"	1-7/8"

Necked Projection (F)	Necked Diameter (G)	Posts Diameter (H)	Posts Projection (I)
5/8"	5/8"	1"	1-1/4"
5/8"	5/8"	1"	1-1/4"
5/8"	5/8"	1"	1-1/4"
5/8"	5/8"	1"	1-1/4"
5/8"	5/8"	1"	1-1/4"
5/8"	5/8"	1"	1-1/4"
5/8"	5/8"	1"	1-1/4"
5/8"	5/8"	1"	1-1/4"

Side View

FINISHES (1)

- Brushed Satin = S
- Polished = P
- Matte Black Powder Coated = B
- Satin Brass = SB

OVERALL LENGTHS (2)

- 12" = 12
- 18" = 18
- 24" = 24
- 36" = 36
- 48" = 48
- 60" = 60
- 72" = 72
- 84" = 84

DIAMETERS (3)

1-1/4" = 1250

For a complete SKU# add Finish (1), Overall length (2) and Diameter (3)

SH-PRO-304-LPH-CO-FNP-

FINISH

-

OVERALL LENGTH

-

DIAMETER

Material: 304 grade stainless steel alloy.

DOOR TYPE

WOOD & METAL DOORS.  
UP TO 4-3/4"

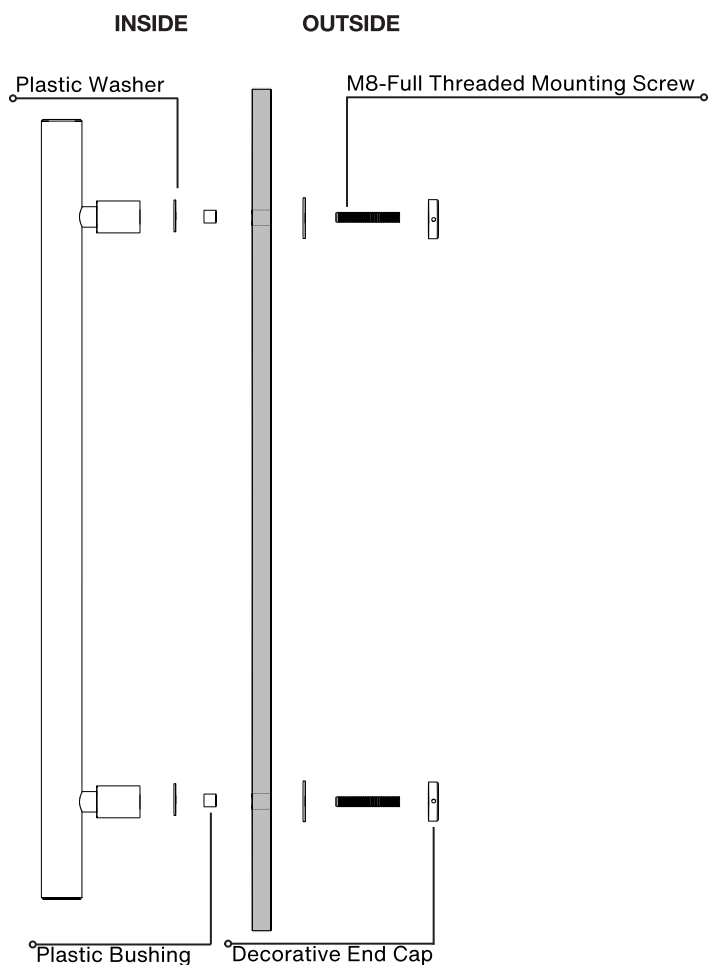
HOLE SIZE  
DIAMETER

7/16"

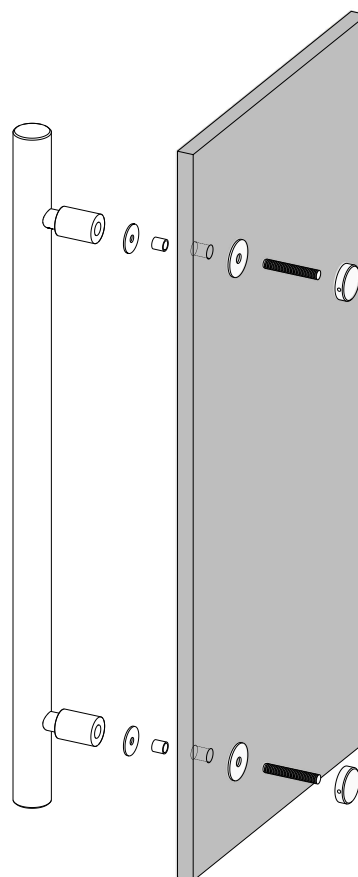
Not all Finishes, Lengths and Diameters are available in this style.  
For customization requests, please contact us at [info@strongarhardware.com](mailto:info@strongarhardware.com)

# Pro-Line Floating Neck Series™

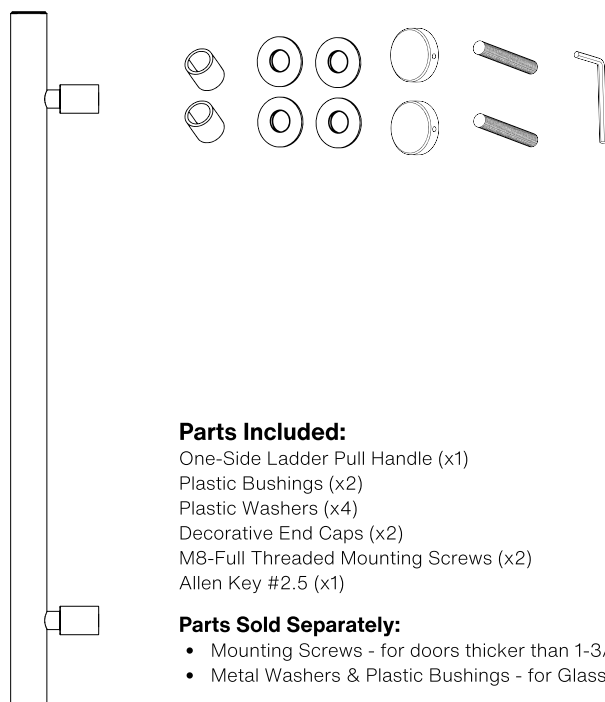
**One-Sided Ladder Pull Handle**  
Decorative Thru-Bolt End Caps  
Suitable for Glass, Wood, and Metal Doors



Side View



Axonometric View



## Parts Included:

- One-Side Ladder Pull Handle (x1)
- Plastic Bushings (x2)
- Plastic Washers (x4)
- Decorative End Caps (x2)
- M8-Full Threaded Mounting Screws (x2)
- Allen Key #2.5 (x1)

## Parts Sold Separately:

- Mounting Screws - for doors thicker than 1-3/4".
- Metal Washers & Plastic Bushings - for Glass Doors.

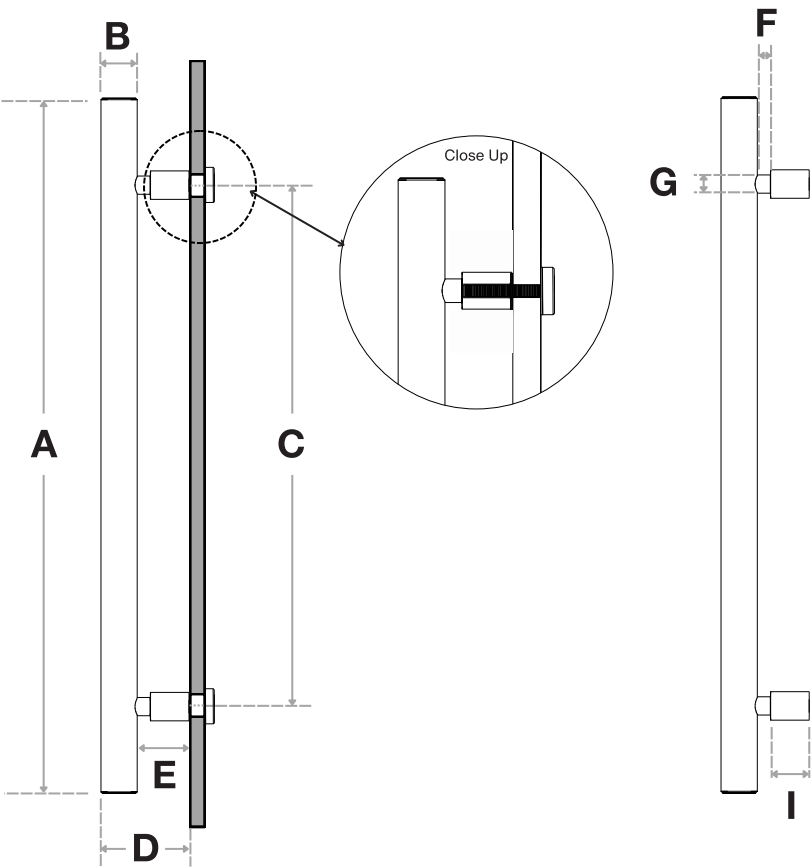


# Pro-Line Floating Neck Series™

One-Sided Ladder Pull Handle

Decorative Thru-Bolt End Caps

Suitable for Glass, Wood, and Metal Doors



Handle Length (A)	Diameter (B)	Center-to-Center (C)	Projection (D)	Clearance (E)
12"	1-1/4"	6"	3"	1-7/8"
18"	1-1/4"	12"	3"	1-7/8"
24"	1-1/4"	18"	3"	1-7/8"
36"	1-1/4"	30"	3"	1-7/8"
48"	1-1/4"	42"	3"	1-7/8"
60"	1-1/4"	54"	3"	1-7/8"
72"	1-1/4"	66"	3"	1-7/8"
84"	1-1/4"	60"	3"	1-7/8"

Necked Projection (F)	Necked Diameter (G)	Posts Diameter (H)	Posts Projection (I)
5/8"	5/8"	1"	1-1/4"
5/8"	5/8"	1"	1-1/4"
5/8"	5/8"	1"	1-1/4"
5/8"	5/8"	1"	1-1/4"
5/8"	5/8"	1"	1-1/4"
5/8"	5/8"	1"	1-1/4"
5/8"	5/8"	1"	1-1/4"
5/8"	5/8"	1"	1-1/4"

Side View

FINISHES (1)

- Brushed Satin = S
- Polished = P
- Matte Black Powder Coated = B
- Satin Brass = SB

OVERALL LENGTHS (2)

- 12" = 12
- 18" = 18
- 24" = 24
- 36" = 36
- 48" = 48
- 60" = 60
- 72" = 72
- 84" = 84

DIAMETERS (3)

1-1/4" = 1250

For a complete SKU# add Finish (1), Overall length (2) and Diameter (3)

SH-PRO-304-LPH-DE-FNP- - -

FINISH OVERALL LENGTH DIAMETER

Material: 304 grade stainless steel alloy.

DOOR TYPE	GLASS DOORS UP TO 3/4"	WOOD & METAL DOORS. UP TO 4-3/4"
HOLE SIZE DIAMETER	5/8"	5/16"

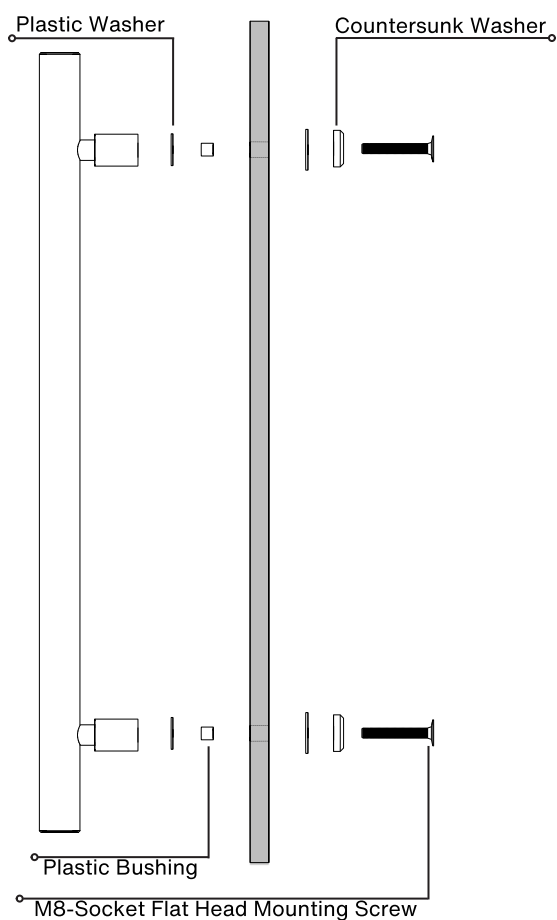
Not all Finishes, Lengths and Diameters are available in this style.  
For customization requests, please contact us at [info@strongarhardware.com](mailto:info@strongarhardware.com)

# Pro-Line Floating Neck Series™

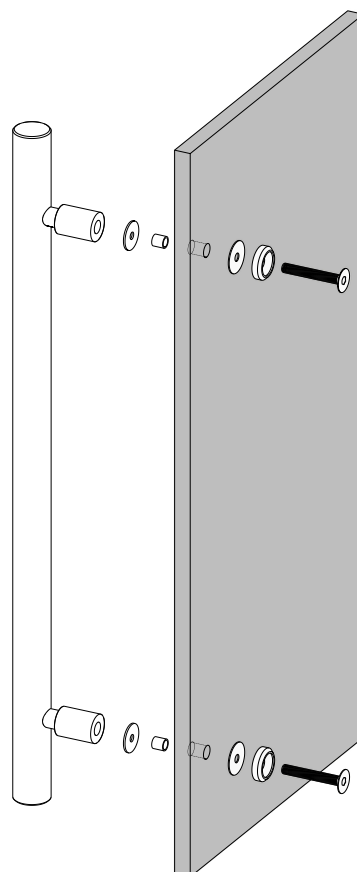
**One-Sided Ladder Pull Handle**  
Countersunk Thru-Bolt Washers  
Suitable for Glass, Wood and Metal Doors

INSIDE

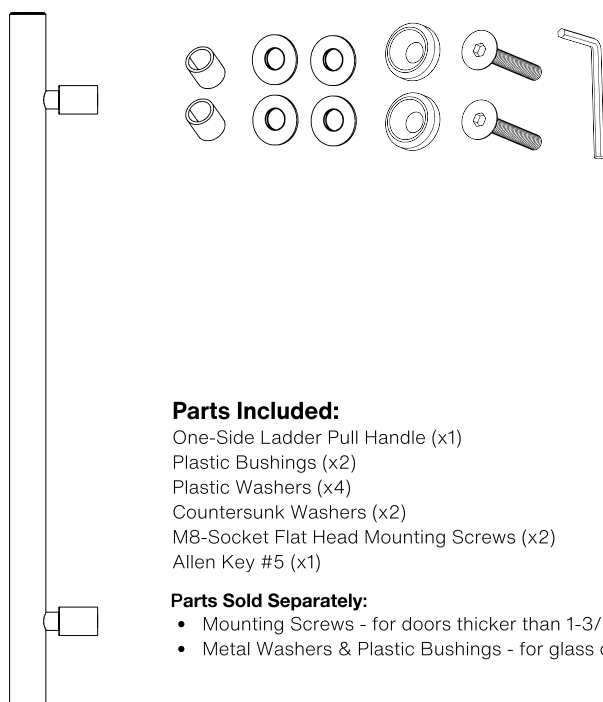
OUTSIDE



Side View



Axonometric View



## Parts Included:

- One-Side Ladder Pull Handle (x1)
- Plastic Bushings (x2)
- Plastic Washers (x4)
- Countersunk Washers (x2)
- M8-Socket Flat Head Mounting Screws (x2)
- Allen Key #5 (x1)

## Parts Sold Separately:

- Mounting Screws - for doors thicker than 1-3/4".
- Metal Washers & Plastic Bushings - for glass doors.

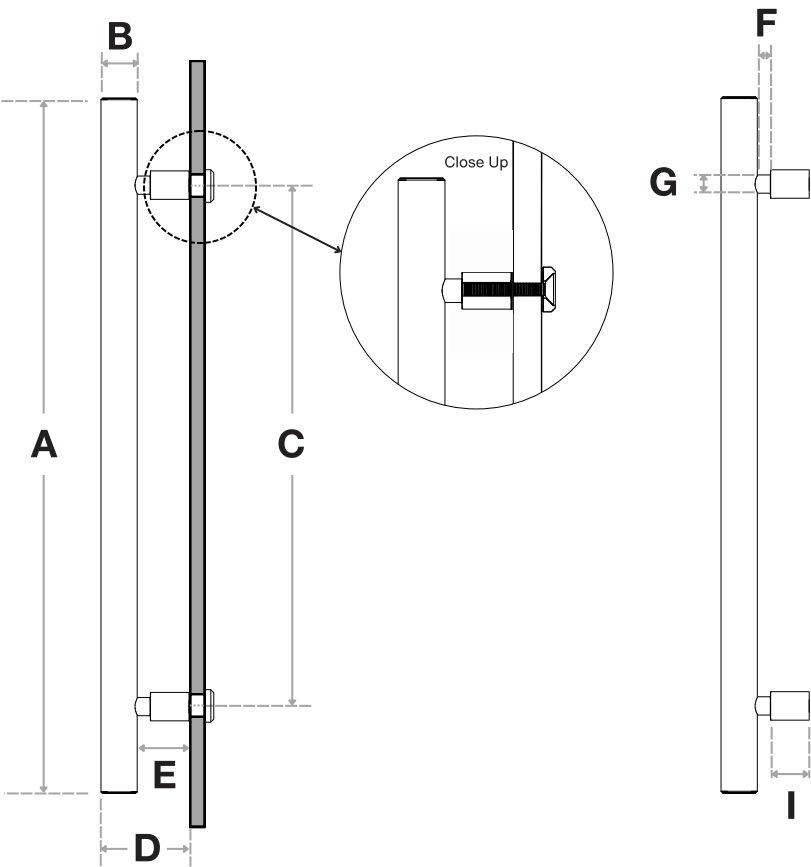


# Pro-Line Floating Neck Series™

One-Sided Ladder Pull Handle

Countersunk Thru-Bolt Washers

Suitable for Glass, Wood and Metal Doors



Handle Length (A)	Diameter (B)	Center-to-Center (C)	Projection (D)	Clearance (E)
12"	1-1/4"	6"	3"	1-7/8"
18"	1-1/4"	12"	3"	1-7/8"
24"	1-1/4"	18"	3"	1-7/8"
36"	1-1/4"	30"	3"	1-7/8"
48"	1-1/4"	42"	3"	1-7/8"
60"	1-1/4"	54"	3"	1-7/8"
72"	1-1/4"	66"	3"	1-7/8"
84"	1-1/4"	60"	3"	1-7/8"

Necked Projection (F)	Necked Diameter (G)	Posts Diameter (H)	Posts Projection (I)
5/8"	5/8"	1"	1-1/4"
5/8"	5/8"	1"	1-1/4"
5/8"	5/8"	1"	1-1/4"
5/8"	5/8"	1"	1-1/4"
5/8"	5/8"	1"	1-1/4"
5/8"	5/8"	1"	1-1/4"
5/8"	5/8"	1"	1-1/4"
5/8"	5/8"	1"	1-1/4"

Side View

FINISHES (1)

- Brushed Satin = S
- Polished = P
- Matte Black Powder Coated = B
- Satin Brass = SB

OVERALL LENGTHS (2)

- 12" = 12
- 18" = 18
- 24" = 24
- 36" = 36
- 48" = 48
- 60" = 60
- 72" = 72
- 84" = 84

DIAMETERS (3)

1-1/4" = 1250

For a complete SKU# add Finish (1), Overall length (2) and Diameter (3)

SH-PRO-304-LPH-CW-FNP- - -

FINISH OVERALL LENGTH DIAMETER

Material: 304 grade stainless steel alloy.

DOOR TYPE

GLASS DOORS  
UP TO 3/4"

WOOD & METAL DOORS.  
UP TO 4-3/4"

HOLE SIZE  
DIAMETER

5/8"

5/16"

Not all Finishes, Lengths and Diameters are available in this style.  
For customization requests, please contact us at [info@strongarhardware.com](mailto:info@strongarhardware.com)