



Handle Length (A)	Diameter (B)	Center-to-Center (C)	Projection (D)	Clearance (E)
18"	1-1/4"	12"	5-3/16"	3-1/8"
24"	1-1/4"	18"	5-3/16"	3-1/8"
36"	1-1/4"	30"	5-3/16"	3-1/8"
48"	1-1/4"	42"	5-3/16"	3-1/8"
60"	1-1/4"	54"	5-3/16"	3-1/8"

Side View

FINISHES (1)

-  Clear Anodized Aluminum = C
-  Black Anodized Aluminum = B

OVERALL LENGTHS (2)

18" = 18  
24" = 24  
36" = 36  
48" = 48  
60" = 60

DIAMETER (3)

1-1/4" = 1250

For a complete **SKU#** add Finish **(1)**, Overall length **(2)** and Diameter **(3)**

SH-PRO-ALU-LPH-CO-

FINISH

 - 

OVERALL LENGTH

 - 

DIAMETER

Material: Aluminum.

DOOR TYPE

WOOD & METAL DOORS.  
UP TO 4-3/4"

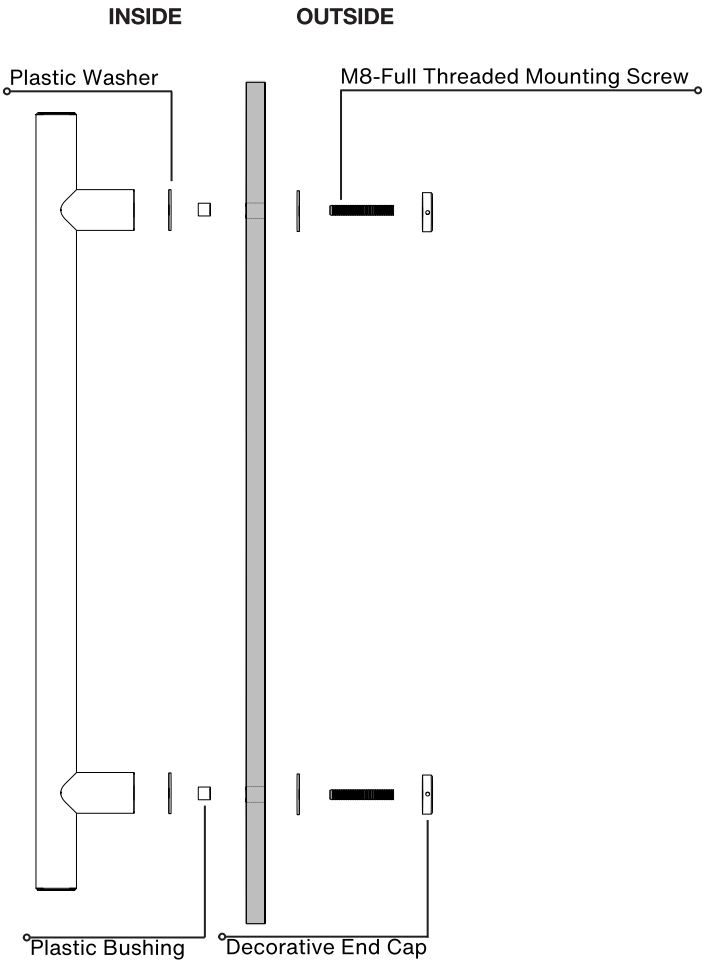
HOLE SIZE  
DIAMETER

7/16"

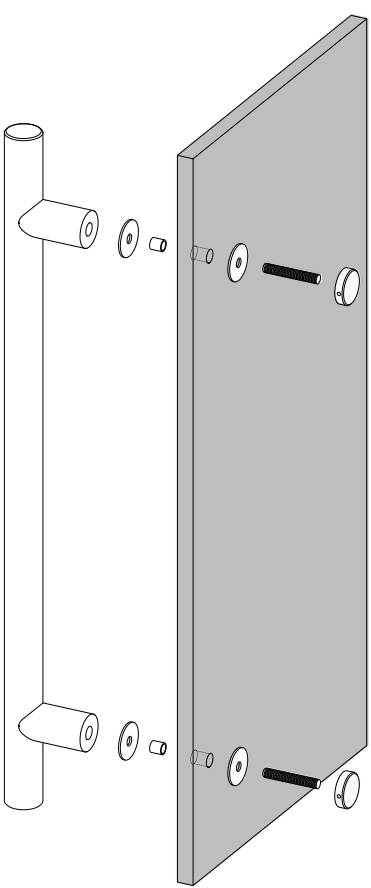
Not all Finishes, Lengths and Diameters are available in this style.  
For customization requests, please contact us at [info@strongarhardware.com](mailto:info@strongarhardware.com)

# Pro-Line Series™

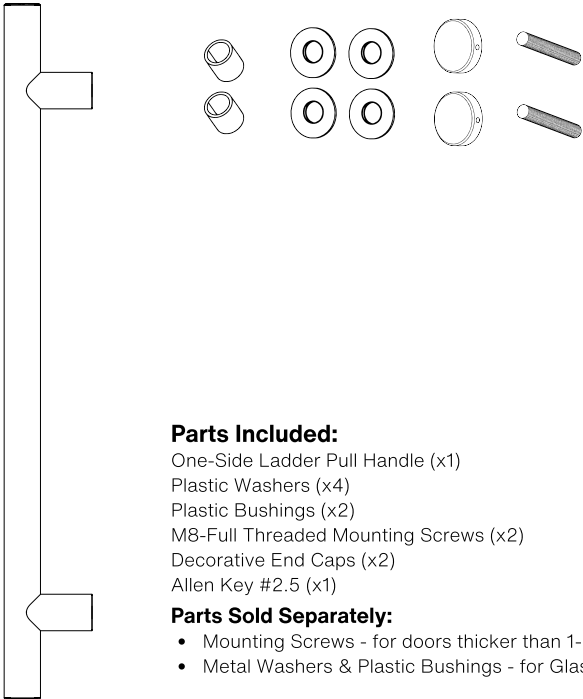
**One-Sided Ladder Pull Handle**  
Decorative Thru-Bolt End Caps  
Suitable for Glass, Wood, and Metal Doors



Side View



Axonometric View




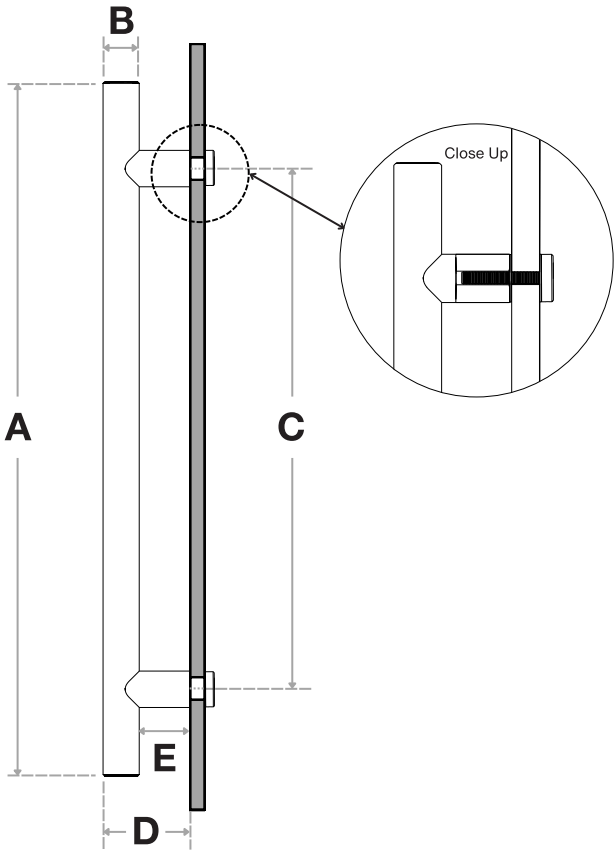
**Parts Included:**

- One-Side Ladder Pull Handle (x1)
- Plastic Washers (x4)
- Plastic Bushings (x2)
- M8-Full Threaded Mounting Screws (x2)
- Decorative End Caps (x2)
- Allen Key #2.5 (x1)

**Parts Sold Separately:**

- Mounting Screws - for doors thicker than 1-3/4".
- Metal Washers & Plastic Bushings - for Glass Doors.





Handle Length (A)	Diameter (B)	Center-to-Center (C)	Projection (D)	Clearance (E)
18"	1-1/4"	12"	5-3/16"	3-1/8"
24"	1-1/4"	18"	5-3/16"	3-1/8"
36"	1-1/4"	30"	5-3/16"	3-1/8"
48"	1-1/4"	42"	5-3/16"	3-1/8"
60"	1-1/4"	54"	5-3/16"	3-1/8"

Side View

FINISHES (1)

- Clear Anodized Aluminum = C
- Black Anodized Aluminum = B

OVERALL LENGTHS (2)

- 18" = 18
- 24" = 24
- 36" = 36
- 48" = 48
- 60" = 60

DIAMETER (3)

1-1/4" = 1250

For a complete SKU# add Finish (1), Overall length (2) and Diameter (3)

SH-PRO-ALU-LPH-DE-

FINISH

-

OVERALL LENGTH

-

DIAMETER

Material: Aluminum.

DOOR TYPE

GLASS DOORS  
UP TO 3/4"



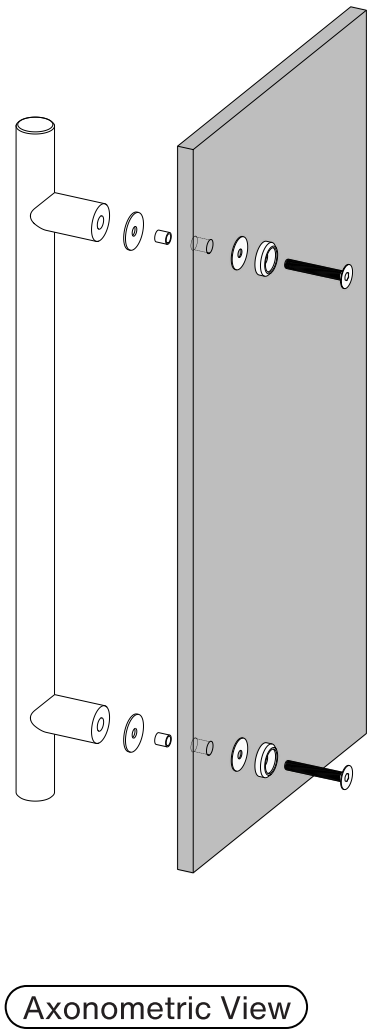
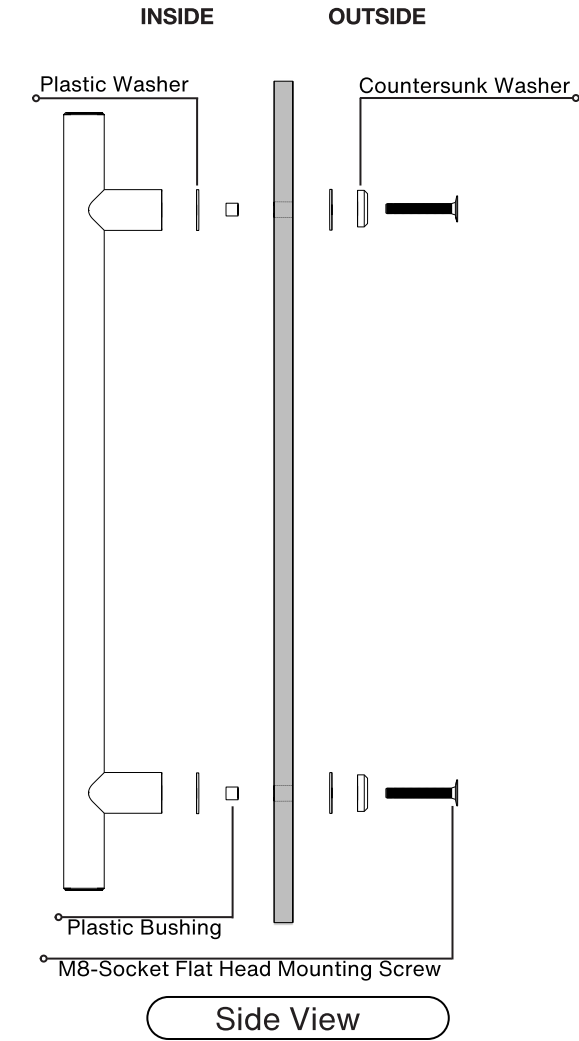
WOOD & METAL DOORS.  
UP TO 4-3/4"

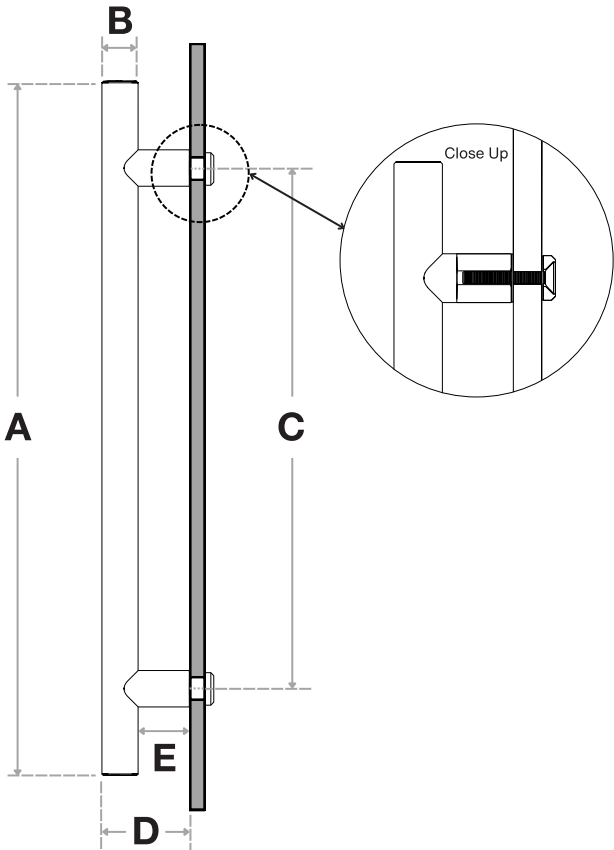
HOLE SIZE  
DIAMETER

5/8"

5/16"

Not all Finishes, Lengths and Diameters are available in this style.  
For customization requests, please contact us at [info@strongarhardware.com](mailto:info@strongarhardware.com)







Handle Length (A)	Diameter (B)	Center-to-Center (C)	Projection (D)	Clearance (E)
18"	1-1/4"	12"	5-3/16"	3-1/8"
24"	1-1/4"	18"	5-3/16"	3-1/8"
36"	1-1/4"	30"	5-3/16"	3-1/8"
48"	1-1/4"	42"	5-3/16"	3-1/8"
60"	1-1/4"	54"	5-3/16"	3-1/8"

Side View

FINISHES (1)

-  Clear Anodized Aluminum = C
-  Black Anodized Aluminum = B

OVERALL LENGTHS (2)

18" = 18  
24" = 24  
36" = 36  
48" = 48  
60" = 60

DIAMETER (3)

1-1/4" = 1250

For a complete **SKU#** add Finish **(1)**, Overall length **(2)** and Diameter **(3)**

SH-PRO-ALU-LPH-CW-

FINISH

 - 

OVERALL LENGTH

 - 

DIAMETER

Material: Aluminum.

DOOR TYPE

GLASS DOORS  
UP TO 3/4"

WOOD & METAL DOORS.  
UP TO 4-3/4"

HOLE SIZE  
DIAMETER

5/8"

5/16"

Not all Finishes, Lengths and Diameters are available in this style.  
For customization requests, please contact us at [info@strongarhardware.com](mailto:info@strongarhardware.com)