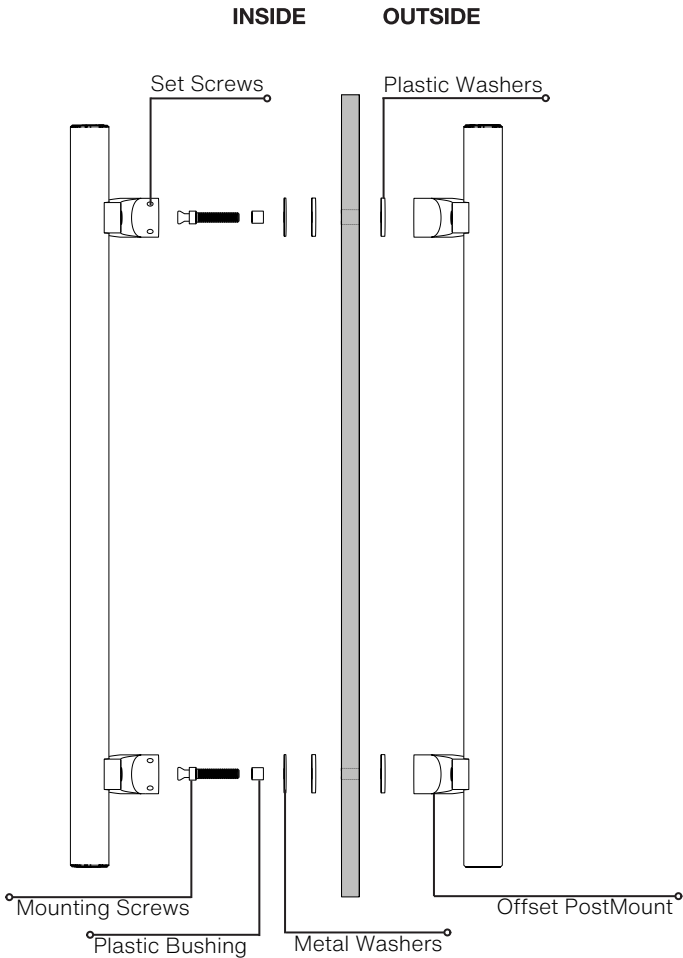
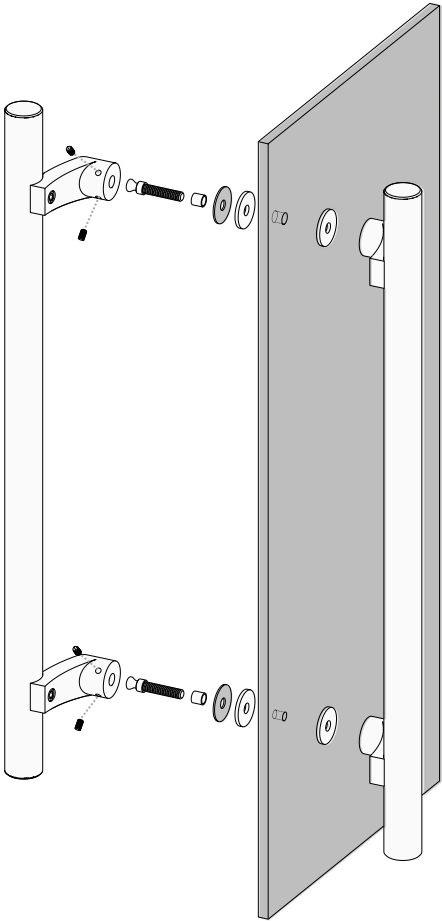


Pro-Line Series™

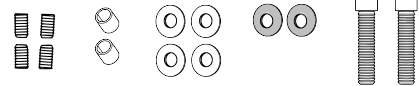

PostMount Offset Pull Handle
Back to Back
Suitable for Glass, Wood and Metal Doors



Side View



Axonometric View

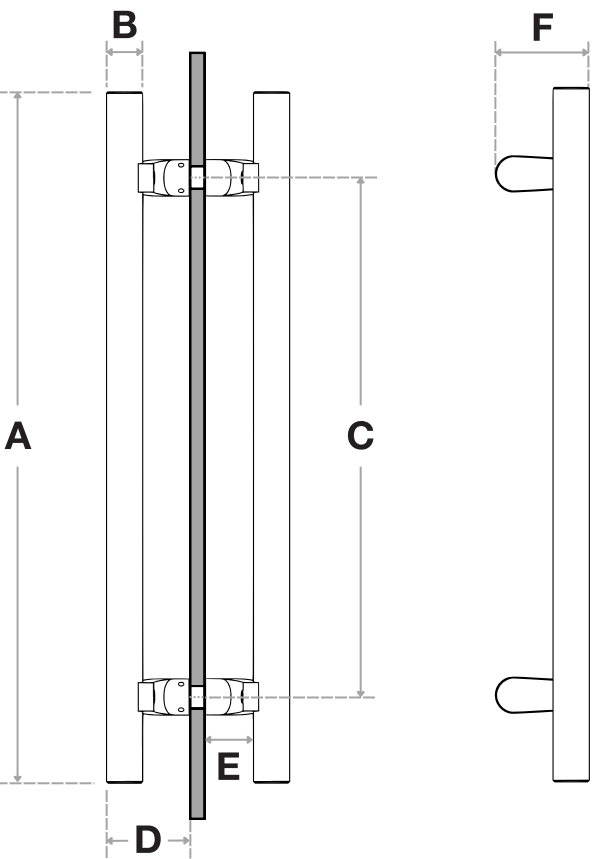


Parts Included:

- Pair of Handles (x1)
- Set Screws (x4)
- Bushings (x2)
- Plastic Washers(x4)
- Metal Washers(x2)
- Mounting Screws up to 1-3/4" doors (x2)

Note: For doors thicker than 1-3/4", mounting screws must be purchased separately.












Handle Length (A)	Diameter (B)	Center-to-Center (C)	Projection (D)	Clearance (E)	Width (F)
12"	1"	6"	2-5/8"	1-5/8"	3"
16"	1"	10"	2-5/8"	1-5/8"	3"
18"	1"	12"	2-5/8"	1-5/8"	3"
24"	1"	18"	2-5/8"	1-5/8"	3"
32"	1"	26"	2-5/8"	1-5/8"	3"
36"	1"	30"	2-5/8"	1-5/8"	3"
48"	1"	42"	2-5/8"	1-5/8"	3"
60"	1"	54"	2-5/8"	1-5/8"	3"
72"	1"	66"	2-5/8"	1-5/8"	3"
84"	1"	60"	2-5/8"	1-5/8"	3"

Handle Length (A)	Diameter (B)	Center-to-Center (C)	Projection (D)	Clearance (E)	Width (F)
12"	1-1/4"	6"	2-7/8"	1-5/8"	3-1/4"
16"	1-1/4"	10"	2-7/8"	1-5/8"	3-1/4"
18"	1-1/4"	12"	2-7/8"	1-5/8"	3-1/4"
24"	1-1/4"	18"	2-7/8"	1-5/8"	3-1/4"
32"	1-1/4"	26"	2-7/8"	1-5/8"	3-1/4"
36"	1-1/4"	30"	2-7/8"	1-5/8"	3-1/4"
48"	1-1/4"	42"	2-7/8"	1-5/8"	3-1/4"
60"	1-1/4"	54"	2-7/8"	1-5/8"	3-1/4"
72"	1-1/4"	66"	2-7/8"	1-5/8"	3-1/4"
84"	1-1/4"	60"	2-7/8"	1-5/8"	3-1/4"

Side View

Front View

FINISHES (1):

-  Brushed Satin = **S**
-  Polished = **P**
-  Matte Black Powder Coated = **B**
-  Bronze Powder Coated = **BR**
-  Oil Rubbed Bronze = **ORB**
-  Satin Brass = **SB**
-  Matte White Powder Coated = **W**

OVERALL LENGTHS (2)

- 12" = **12**
- 16" = **16**
- 18" = **18**
- 24" = **24**
- 32" = **32**
- 36" = **36**
- 48" = **48**
- 60" = **60**
- 72" = **72**
- 84" = **84**

DIAMETERS (3)

- 1" = **1000**
- 1-1/4" = **1250**

For a complete **SKU#** add Finish **(1)**, Overall length **(2)** and Diameter **(3)**

SH-PRO-316-OLPN-

FINISH

-

OVERALL LENGTH

-

DIAMETER

DOOR TYPE

GLASS DOORS
UP TO 3/4"

WOOD & METAL DOORS
UP TO 4-3/4"

HOLE SIZE
DIAMETER

5/8"

5/16"

Not all Finishes, Lengths and Diameters are available in this style.

For customization requests, please contact us at info@strongarhardware.com