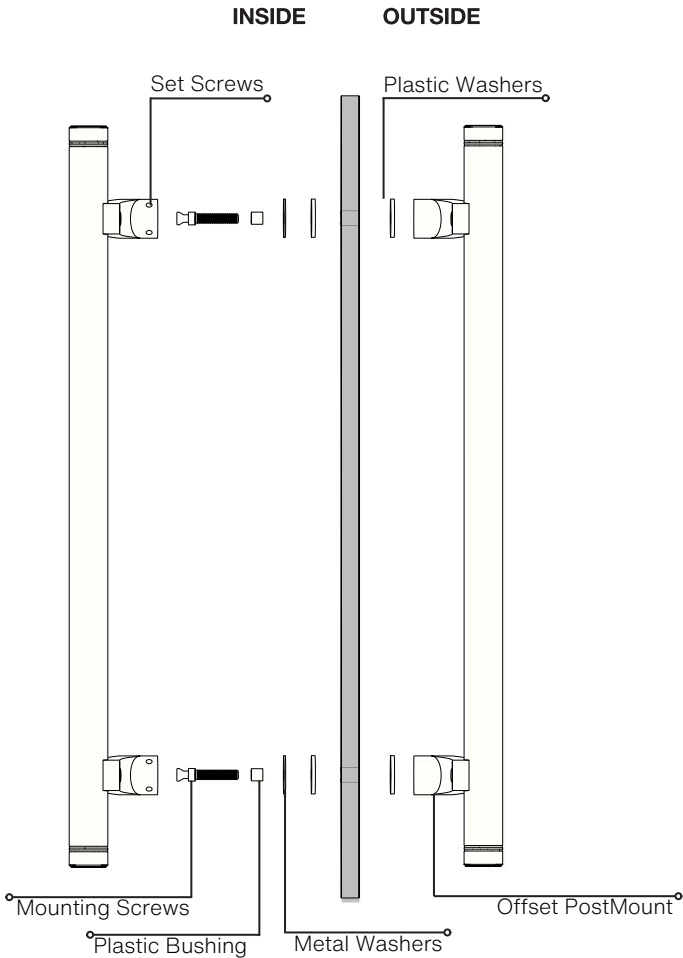
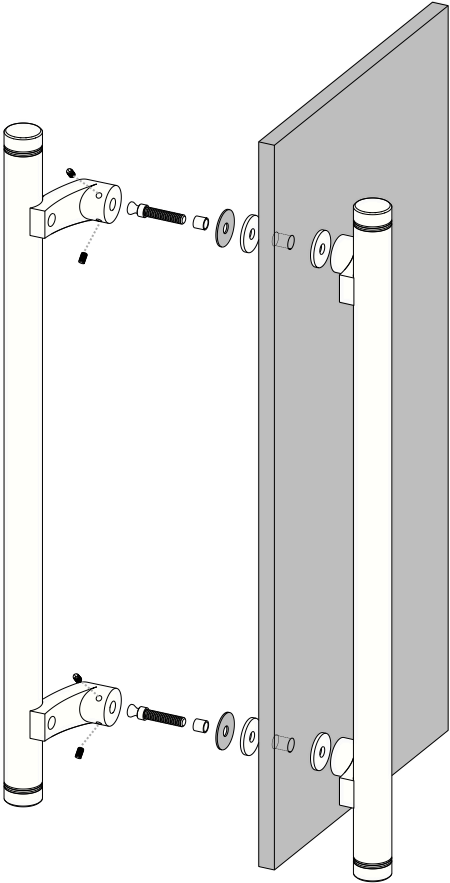


Pro-Line Grooved Series™

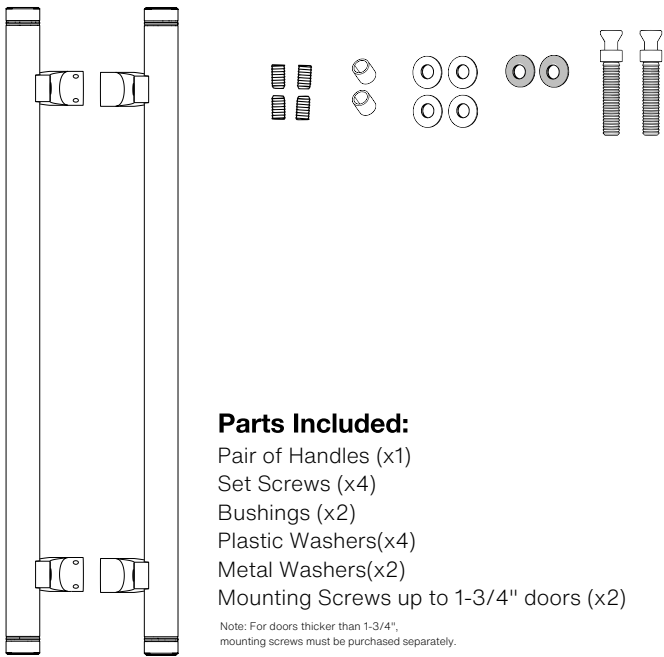
PostMount Offset Pull Handle
Back to Back
Suitable for Glass, Wood and Metal Doors



Side View



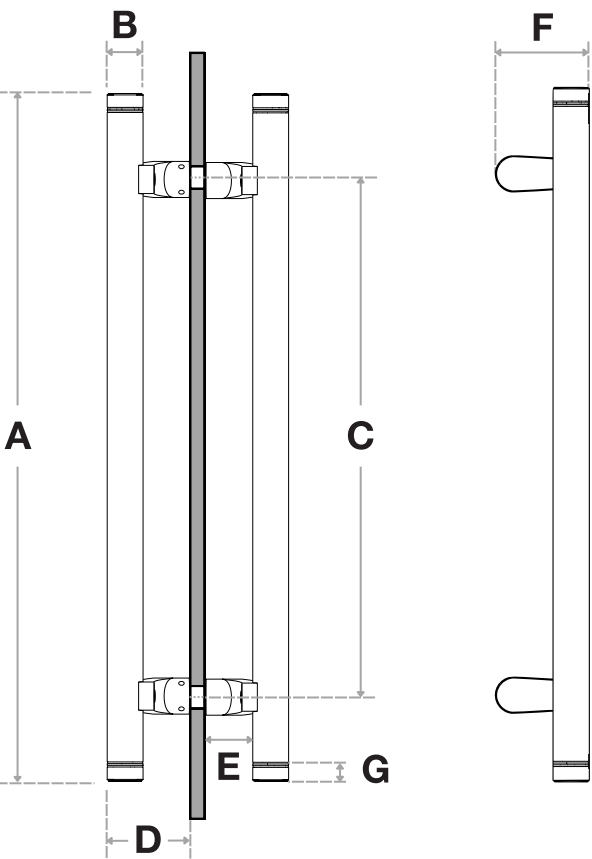
Axonometric View



- Parts Included:**
- Pair of Handles (x1)
 - Set Screws (x4)
 - Bushings (x2)
 - Plastic Washers(x4)
 - Metal Washers(x2)
 - Mounting Screws up to 1-3/4" doors (x2)

Note: For doors thicker than 1-3/4", mounting screws must be purchased separately.








Handle Length (A)	Diameter (B)	Center-to-Center (C)	Projection (D)	Clearance (E)	Grooved (G)
12"	1-1/4"	6"	2-7/8"	1-5/8"	11/16"
18"	1-1/4"	12"	2-7/8"	1-5/8"	11/16"
24"	1-1/4"	18"	2-7/8"	1-5/8"	11/16"
36"	1-1/4"	30"	2-7/8"	1-5/8"	11/16"
48"	1-1/4"	42"	2-7/8"	1-5/8"	11/16"
60"	1-1/4"	54"	2-7/8"	1-5/8"	11/16"

Side View

Front View

FINISHES (1):

-  Brushed Satin = **S**
-  Matte Black Powder Coated = **B**
-  Satin Brass = **SB**

OVERALL LENGTHS (2)

- 12" = **12**
- 18" = **18**
- 24" = **24**
- 36" = **36**
- 48" = **48**
- 60" = **60**

DIAMETER (3)

1-1/4" = **1250**

For a complete **SKU#** add Finish **(1)**, Overall length **(2)** and Diameter **(3)**

SH-PRO-316-OLPN-GRO-

-

-

FINISH

OVERALL LENGTH

DIAMETER

DOOR TYPE	GLASS DOORS UP TO 3/4"	WOOD & METAL DOORS UP TO 4-3/4"
HOLE SIZE DIAMETER	5/8"	5/16"

Not all Finishes, Lengths and Diameters are available in this style.
For customization requests, please contact us at info@strongarhardware.com