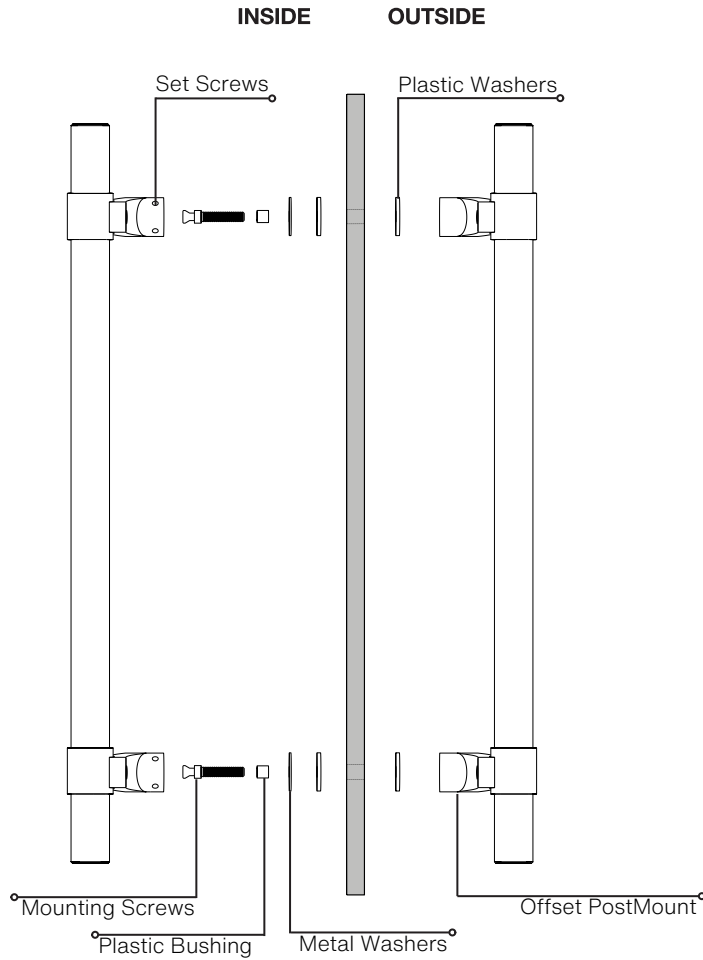
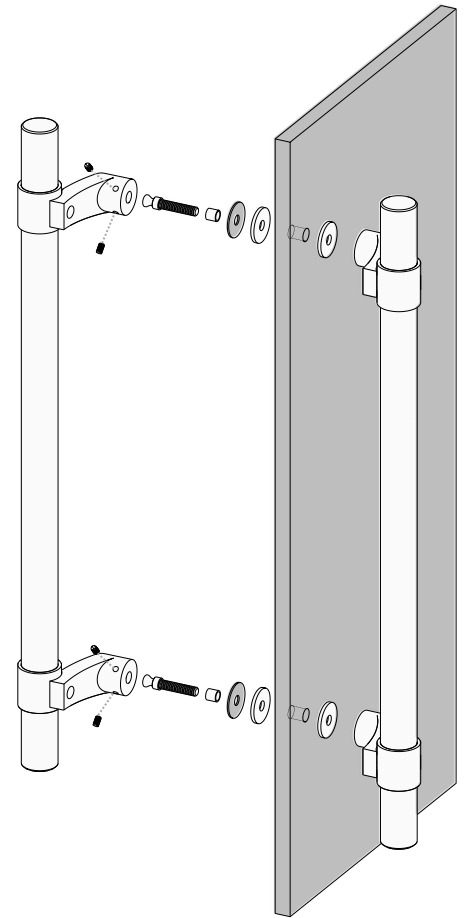


# Pro-Line Collar Mounted Series™

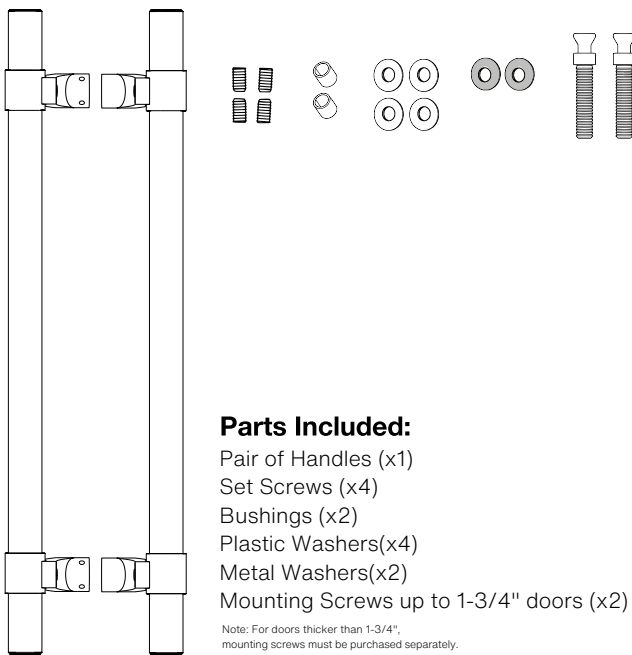
**PostMount Offset Pull Handle**  
 Back to Back  
 Suitable for Glass, Wood and Metal Doors



Side View

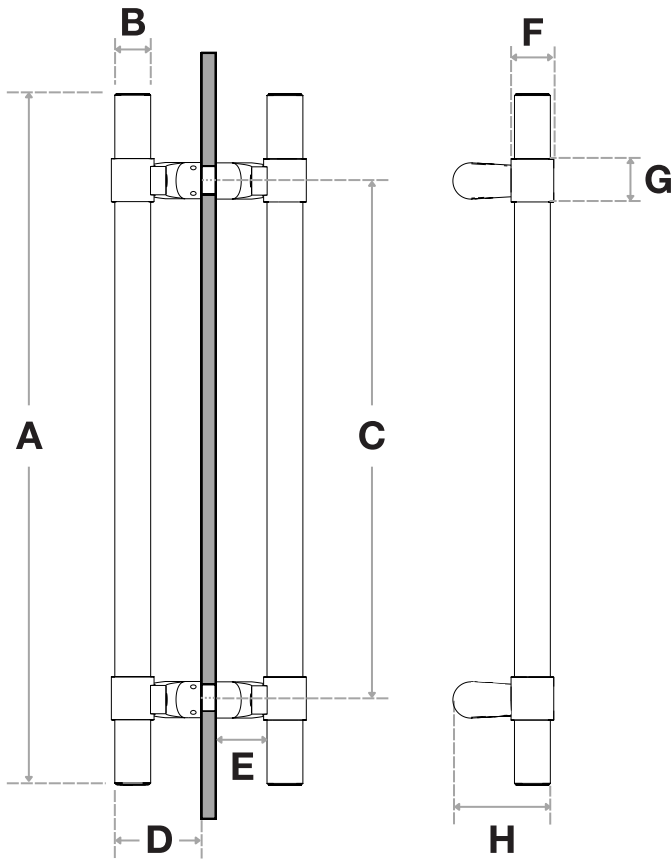


Axonometric View



# Pro-Line Collar Mounted Series™

**PostMount Offset Pull Handle**  
 Back to Back  
 Suitable for Glass, Wood and Metal Doors







Handle Length (A)	Diameter (B)	Center-to-Center (C)	Projection (D)	Clearance (E)
12"	1-1/4"	6"	2-5/8"	1-5/8"
18"	1-1/4"	12"	2-5/8"	1-5/8"
24"	1-1/4"	18"	2-5/8"	1-5/8"
36"	1-1/4"	30"	2-5/8"	1-5/8"
48"	1-1/4"	42"	2-5/8"	1-5/8"
60"	1-1/4"	54"	2-5/8"	1-5/8"
72"	1-1/4"	66"	2-5/8"	1-5/8"
84"	1-1/4"	60"	2-5/8"	1-5/8"

Collar Diameter (F)	Collar Height (G)	Wide (H)
1-1/2"	1-1/2"	3-1/4"
1-1/2"	1-1/2"	3-1/4"
1-1/2"	1-1/2"	3-1/4"
1-1/2"	1-1/2"	3-1/4"
1-1/2"	1-1/2"	3-1/4"
1-1/2"	1-1/2"	3-1/4"
1-1/2"	1-1/2"	3-1/4"
1-1/2"	1-1/2"	3-1/4"

Side View

## FINISHES (1):

-  Brushed Satin = S
-  Polished = P
-  Matte Black Powder Coated = B
-  Satin Brass = SB

## OVERALL LENGTHS (2)

- 12" = 12
- 18" = 18
- 24" = 24
- 36" = 36
- 48" = 48
- 60" = 60
- 72" = 72
- 84" = 84

## DIAMETER (3)

1-1/4" = 1250

For a complete **SKU#** add Finish (1), Overall length (2) and Diameter (3)

**SH-PRO-316-OLPN-CMP-**  -  -

FINISH                      OVERALL LENGTH                      DIAMETER

DOOR TYPE	GLASS DOORS UP TO 3/4"	WOOD & METAL DOORS UP TO 4-3/4"
HOLE SIZE DIAMETER	5/8"	5/16"

Not all Finishes, Lengths and Diameters are available in this style.  
 For customization requests, please contact us at [info@strongarhardware.com](mailto:info@strongarhardware.com)