
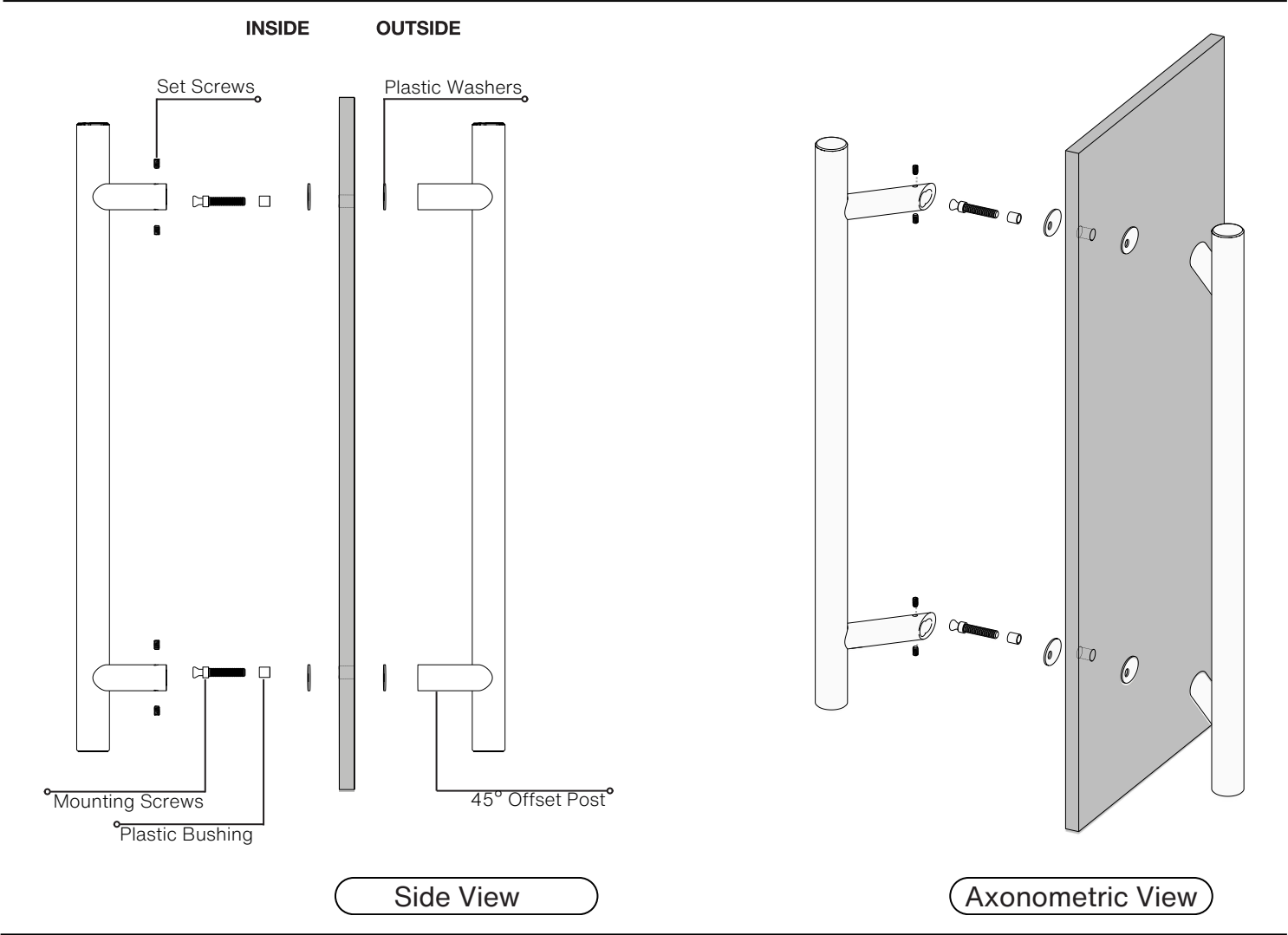


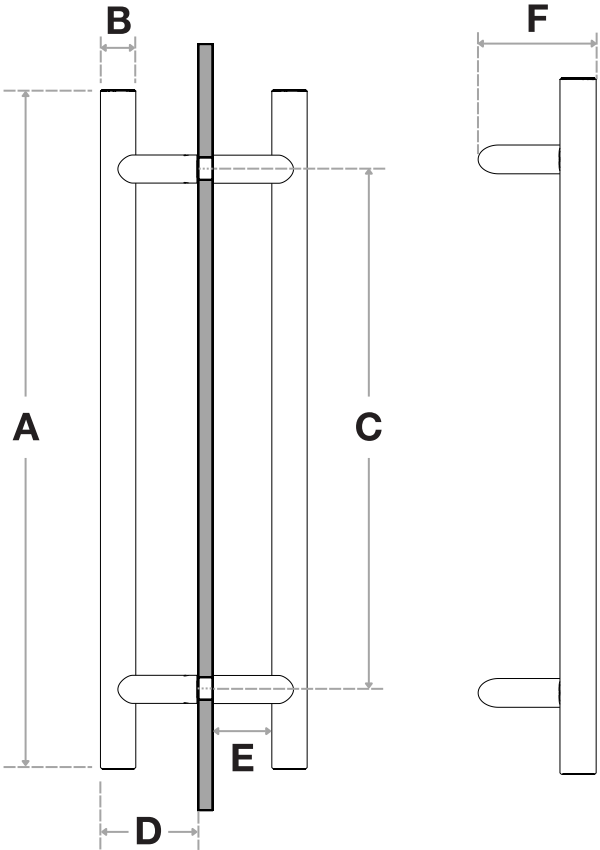
# Pro-Line Series™

**45° Offset Walnut Ladder Pull Handle**  
Solid Beech Wood Grip in a Natural Finish  
Stainless Steel Posts  
Back to Back  
Suitable for Glass, Wood and Metal Doors



Pro-Line Series™

45° Offset Walnut Ladder Pull Handle  
Solid Beech Wood Grip in a Natural Finish  
Stainless Steel Posts  
Back to Back  
Suitable for Glass, Wood and Metal Doors



Handle Length (A)	Diameter (B)	Center-to-Center (C)	Projection (D)	Clearance (E)	Width (F)
12"	1-1/4"	6"	5-3/16"	3-1/8"	3-1/4"
18"	1-1/4"	12"	5-3/16"	3-1/8"	3-1/4"
24"	1-1/4"	18"	5-3/16"	3-1/8"	3-1/4"
36"	1-1/4"	30"	5-3/16"	3-1/8"	3-1/4"
48"	1-1/4"	42"	5-3/16"	3-1/8"	3-1/4"

Side View

Front View

GRIP FINISHES (1):

Walnut = WS

POSTS FINISHES (2):

- Brushed Satin = S
- Polished = P
- Matte Black Powder Coated = B
- Bronze Powder Coated = BR
- Satin Brass = SB

OVERALL LENGTHS (3)

12" = 12  
18" = 18  
24" = 24  
36" = 36  
48" = 48

DIAMETER (4)

1-1/4" = 1250

For a complete SKU# add Grip Finish (1), Posts Finish (2), Overall length (3) and Diameter (4)

SH-PRO-316-OLP-BEECH-GRIP FINISH- ENDS FINISH- OVERALL LENGTH- DIAMETER

DOOR TYPE

GLASS DOORS  
UP TO 3/4"

WOOD & METAL DOORS  
UP TO 4-3/4"

HOLE SIZE  
DIAMETER

5/8"

5/16"

Not all Finishes, Lengths and Diameters are available in this style.  
For customization requests, please contact us at info@strongarhardware.com