







Handle Length (A)	Diameter (B)	Center-to-Center (C)	Projection (D)	Clearance (E)	Width (F)
12"	1"	6"	4-5/32	3-1/8"	3"
16"	1"	10"	4-5/32	3-1/8"	3"
18"	1"	12"	4-5/32	3-1/8"	3"
24"	1"	18"	4-5/32	3-1/8"	3"
32"	1"	26"	4-5/32	3-1/8"	3"
36"	1"	30"	4-5/32	3-1/8"	3"
48"	1"	42"	4-5/32	3-1/8"	3"
60"	1"	54"	4-5/32	3-1/8"	3"
72"	1"	66"	4-5/32	3-1/8"	3"
84"	1"	60"	4-5/32	3-1/8"	3"

Handle Length (A)	Diameter (B)	Center-to-Center (C)	Projection (D)	Clearance (E)	Width (F)
12"	1-1/4"	6"	5-3/16"	3-1/8"	3-1/4"
16"	1-1/4"	10"	5-3/16"	3-1/8"	3-1/4"
18"	1-1/4"	12"	5-3/16"	3-1/8"	3-1/4"
24"	1-1/4"	18"	5-3/16"	3-1/8"	3-1/4"
32"	1-1/4"	26"	5-3/16"	3-1/8"	3-1/4"
36"	1-1/4"	30"	5-3/16"	3-1/8"	3-1/4"
48"	1-1/4"	42"	5-3/16"	3-1/8"	3-1/4"
60"	1-1/4"	54"	5-3/16"	3-1/8"	3-1/4"
72"	1-1/4"	66"	5-3/16"	3-1/8"	3-1/4"
84"	1-1/4"	60"	5-3/16"	3-1/8"	3-1/4"

Side View

Front View

FINISHES (1):

-  Brushed Satin = **S**
-  Polished = **P**
-  Matte Black Powder Coated = **B**
-  Bronze Powder Coated = **BR**
-  Satin Brass = **SB**
-  Matte White Powder Coated = **W**

OVERALL LENGTHS (2)

- 12" = **12**
- 16" = **16**
- 18" = **18**
- 24" = **24**
- 32" = **32**
- 36" = **36**
- 48" = **48**
- 60" = **60**
- 72" = **72**
- 84" = **84**

DIAMETERS (3)

- 1" = **1000**
- 1-1/4" = **1250**

For a complete **SKU#** add Finish **(1)**, Overall length **(2)** and Diameter **(3)**

SH-PRO-316-OLP-

FINISH

-

OVERALL LENGTH

-

DIAMETER

DOOR TYPE

GLASS DOORS  
UP TO 3/4"

WOOD & METAL DOORS  
UP TO 4-3/4"

HOLE SIZE  
DIAMETER

5/8"

5/16"

Not all Finishes, Lengths and Diameters are available in this style.

For customization requests, please contact us at [info@strongarhardware.com](mailto:info@strongarhardware.com)