

Pro-Line Series™

45° Offset Natural Wood Ladder Pull Handle

Solid Beech Wood Grip in a Natural Finish

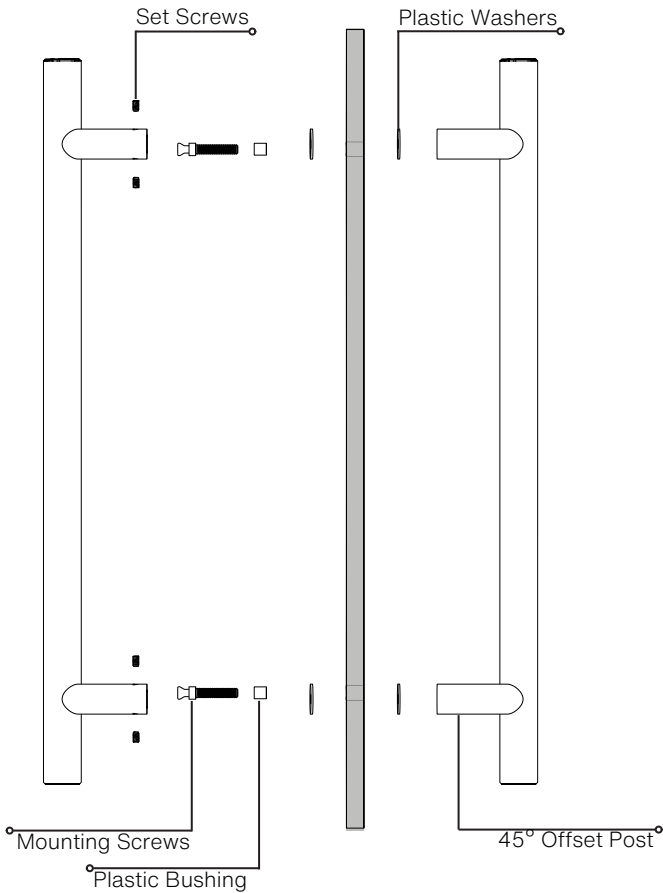
Stainless Steel Posts

Back to Back

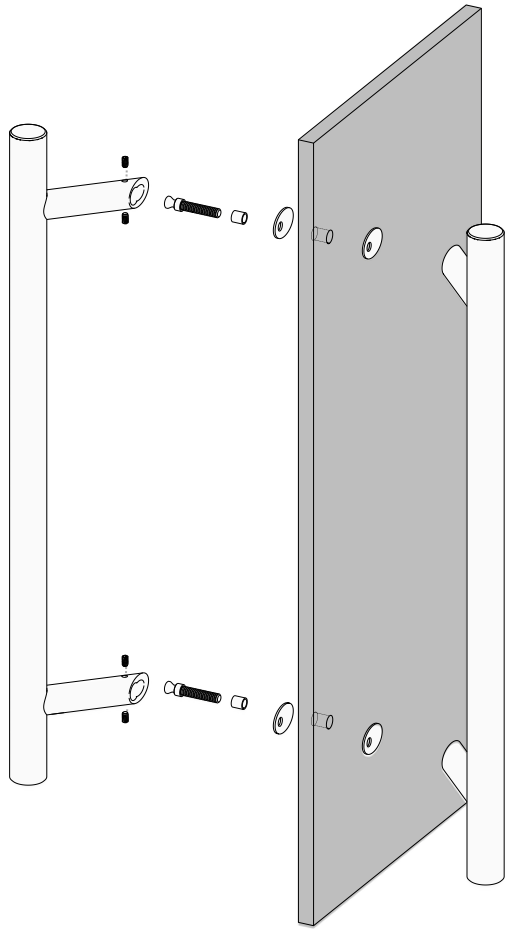
Suitable for Glass, Wood and Metal Doors

INSIDE


OUTSIDE



Side View



Axonometric View



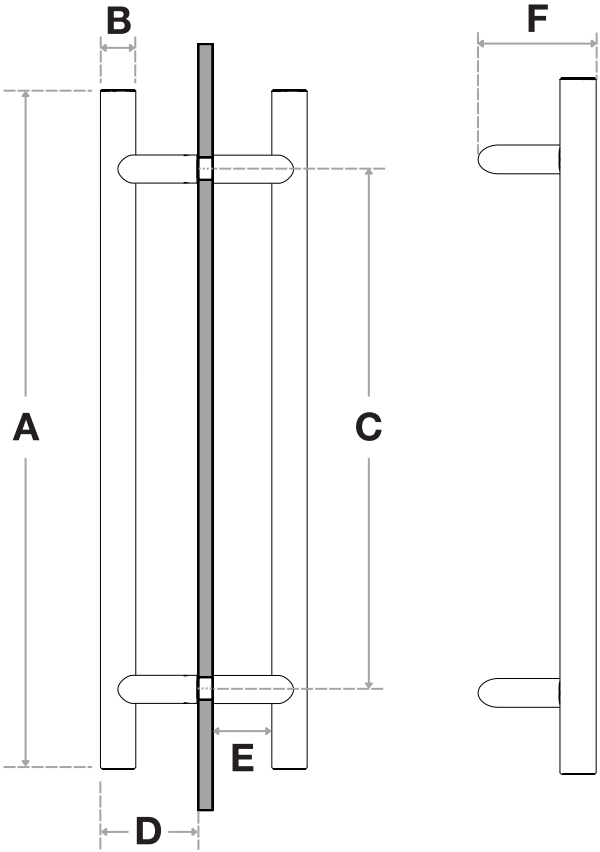
Parts Included:

- Pair of Handles (x1)
- Set Screws (x4)
- Bushings (x2)
- Plastic Washers (x4)
- Mounting Screws up to 1-3/4" doors (x2)

Note: For doors thicker than 1-3/4", mounting screws must be purchased separately.



Pro-Line Series™



Handle Length (A)	Diameter (B)	Center-to-Center (C)	Projection (D)	Clearance (E)	Width (F)
12"	1-1/4"	6"	5-3/16"	3-1/8"	3-1/4"
18"	1-1/4"	12"	5-3/16"	3-1/8"	3-1/4"
24"	1-1/4"	18"	5-3/16"	3-1/8"	3-1/4"
36"	1-1/4"	30"	5-3/16"	3-1/8"	3-1/4"
48"	1-1/4"	42"	5-3/16"	3-1/8"	3-1/4"






Side View

Front View

GRIP FINISHES (1):

 Natural Wood = NAT

POSTS FINISHES (2):

-  Brushed Satin = S
-  Polished = P
-  Matte Black Powder Coated = B
-  Bronze Powder Coated = BR
-  Satin Brass = SB

OVERALL LENGTHS (3)

12" = 12
18" = 18
24" = 24
36" = 36
48" = 48

DIAMETER (4)

1-1/4" = 1250

For a complete **SKU#** add Grip Finish (1), Posts Finish (2), Overall length (3) and Diameter (4)

SH-PRO-316-OLP-BEECH-

GRIP
FINISH

ENDS
FINISH

OVERALL
LENGTH

DIAMETER

DOOR TYPE

GLASS DOORS
UP TO 3/4"

WOOD & METAL DOORS
UP TO 4-3/4"

HOLE SIZE
DIAMETER

5/8"

5/16"

Not all Finishes, Lengths and Diameters are available in this style.

For customization requests, please contact us at info@strongarhardware.com