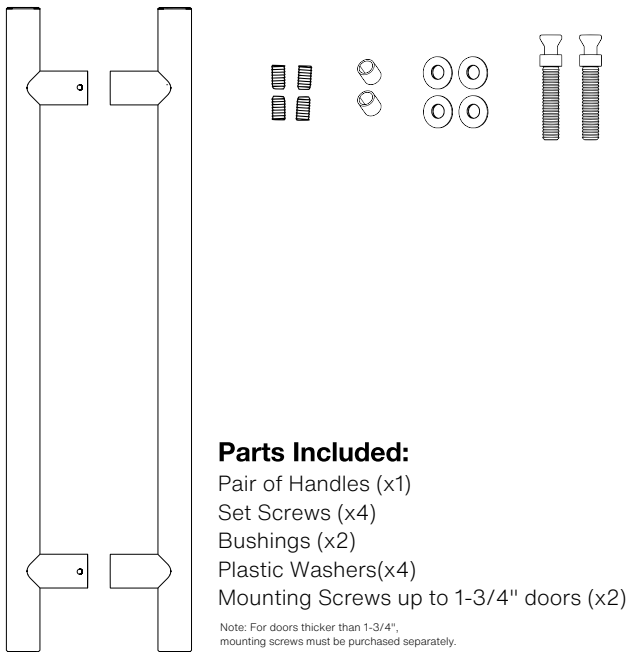
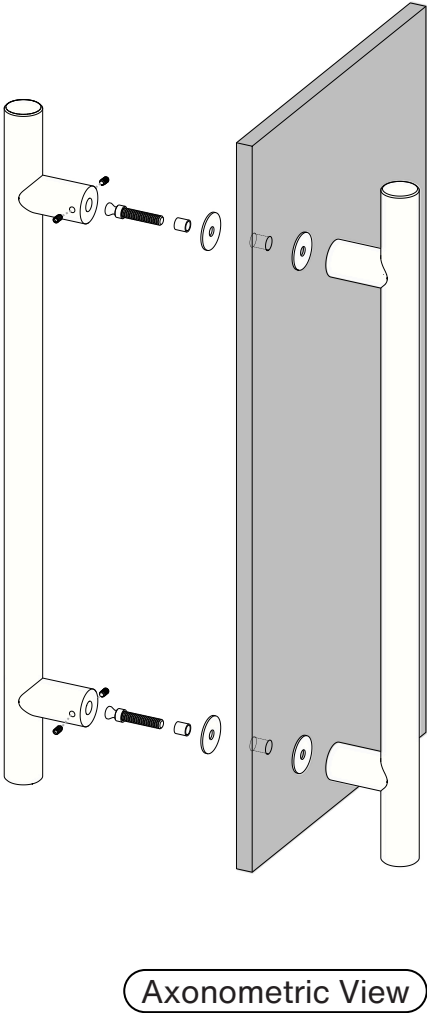
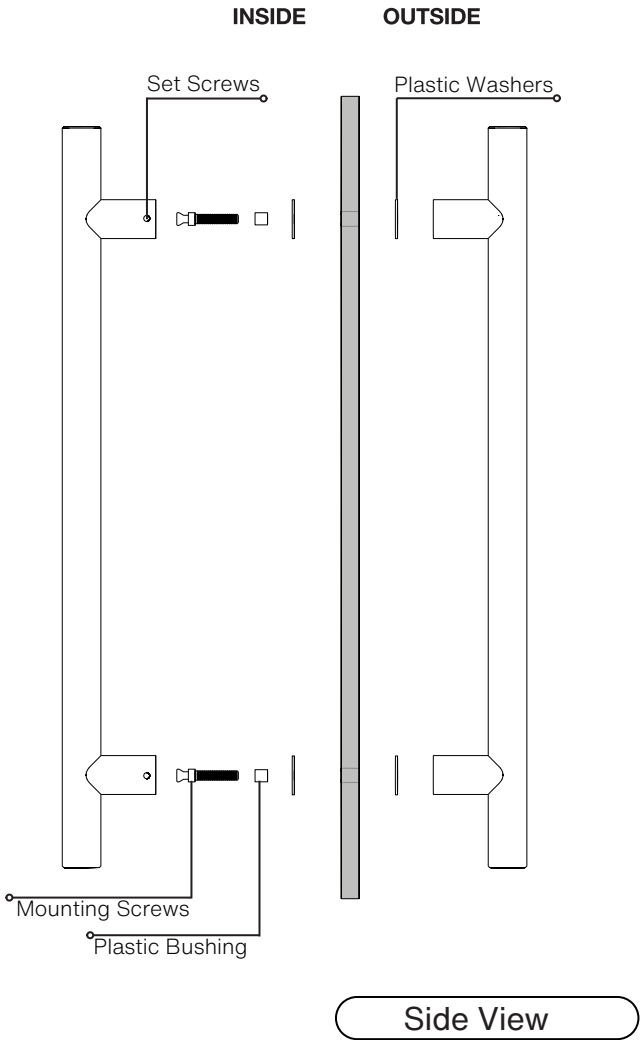


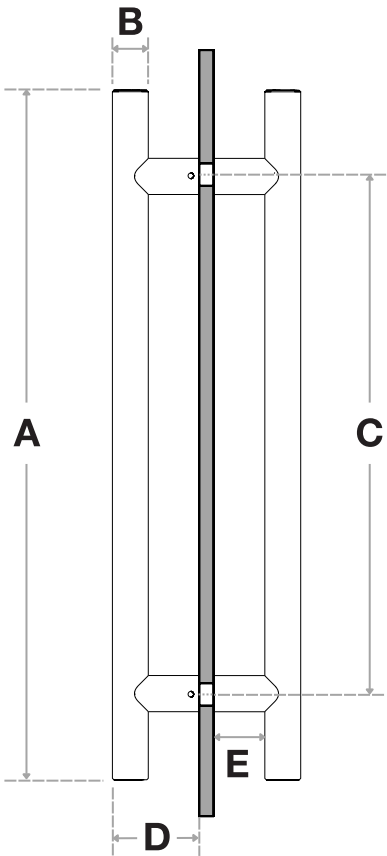
# Pro-Line Series™

**Walnut Ladder Pull Handle**  
Solid Beech Wood Grip in a Walnut Finish  
Stainless Steel Posts  
Back to Back  
Suitable for Glass, Wood and Metal Doors



# Pro-Line Series™

Walnut Ladder Pull Handle  
Solid Beech Wood Grip in a Walnut Finish  
Stainless Steel Posts  
Back to Back  
Suitable for Glass, Wood and Metal Doors



Handle Length (A)	Diameter (B)	Center-to-Center (C)	Projection (D)	Clearance (E)
12"	1-1/4"	6"	3"	1-3/4"
18"	1-1/4"	12"	3"	1-3/4"
24"	1-1/4"	18"	3"	1-3/4"
36"	1-1/4"	30"	3"	1-3/4"
48"	1-1/4"	42"	3"	1-3/4"

Side View

## GRIP FINISHES (1):

Walnut = WS

## POSTS FINISHES (2):

- Brushed Satin = S
- Polished = P
- Matte Black Powder Coated = B
- Bronze Powder Coated = BR
- Satin Brass = SB

## OVERALL LENGTHS (3)

12" = 12  
18" = 18  
24" = 24  
36" = 36  
48" = 48

## DIAMETER (4)

1-1/4" = 1250

For a complete **SKU#** add Grip Finish (1), Posts Finish (2), Overall length (3) and Diameter (4)

**SH-PRO-316-LPH-BEECH-** **GRIP FINISH** - **ENDS FINISH** - **OVERALL LENGTH** - **DIAMETER**

DOOR TYPE

GLASS DOORS  
UP TO 3/4"

WOOD & METAL DOORS  
UP TO 4-3/4"

HOLE SIZE  
DIAMETER

5/8"

5/16"

Not all Finishes, Lengths and Diameters are available in this style.  
For customization requests, please contact us at [info@strongarhardware.com](mailto:info@strongarhardware.com)