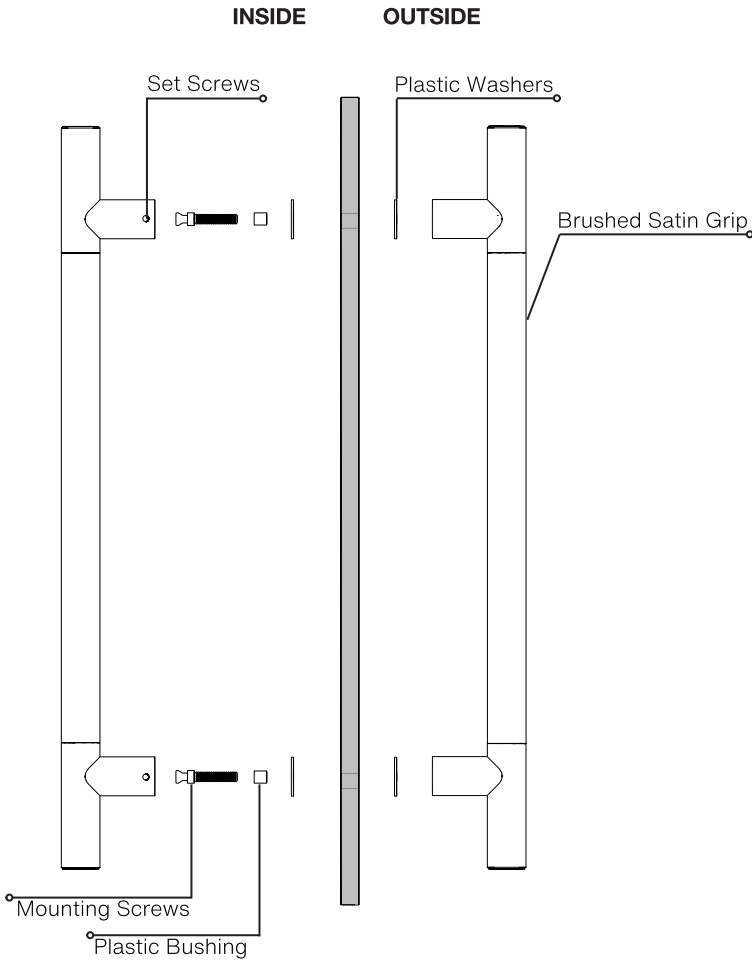
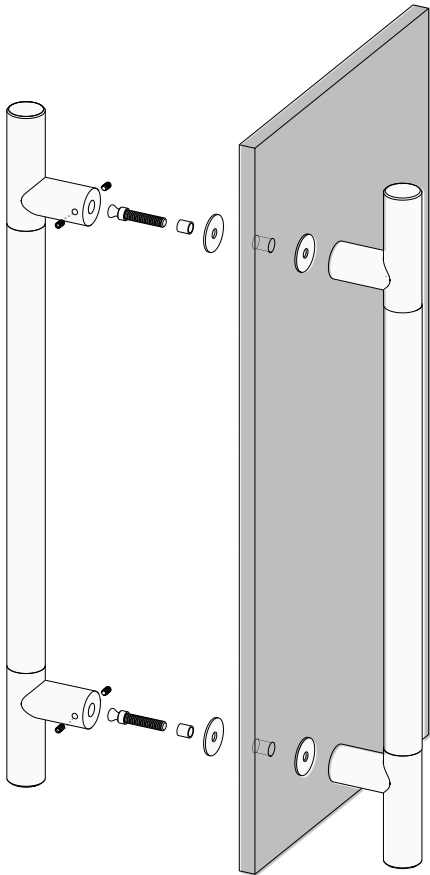


Pro-Line Series™

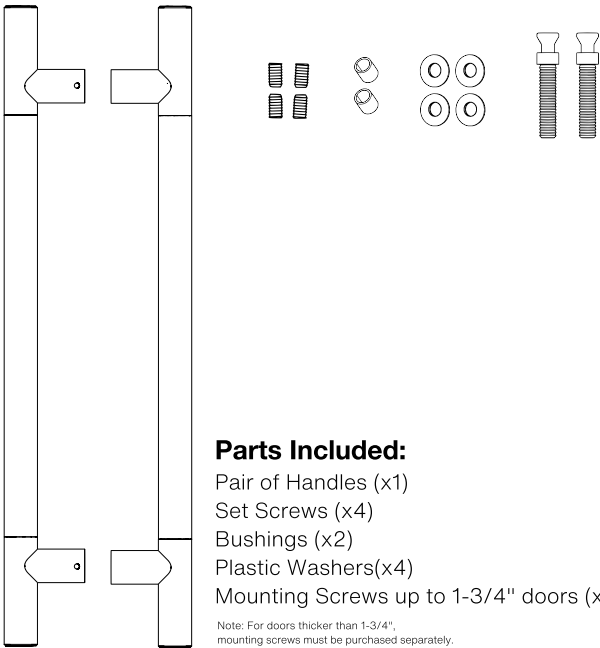
Ladder Pull Handle
Back to Back
Suitable for Glass, Wood and Metal Doors

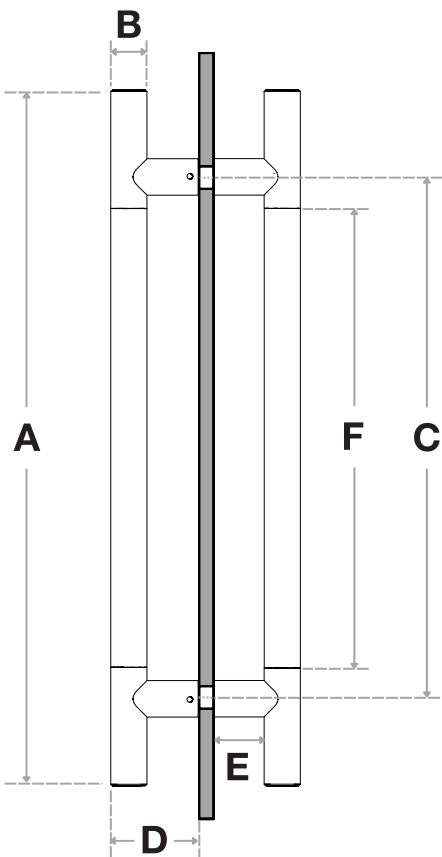


Side View



Axonometric View






Handle Length (A)	Diameter (B)	Center-to-Center (C)	Projection (D)	Clearance (E)	Satin Grip (F)
18"	1-1/4"	12"	3"	1-3/4"	10-3/4"
24"	1-1/4"	18"	3"	1-3/4"	16-3/4"
36"	1-1/4"	30"	3"	1-3/4"	28-3/4"
48"	1-1/4"	42"	3"	1-3/4"	40-3/4"
60"	1-1/4"	54"	3"	1-3/4"	52-3/4"
72"	1-1/4"	66"	3"	1-3/4"	64-3/4"

Side View

GRIP FINISHES (1):

 Brushed Satin = S

ENDS FINISHES (2):

 Polished = P

OVERALL LENGTHS (3)

18" = 18
24" = 24
36" = 36
48" = 48
60" = 60
72" = 72

DIAMETER (4)

1-1/4" = 1250

For a complete **SKU#** add Grip Finish (1), Ends Finish (2), Overall length (3) and Diameter (4)

SH-PRO-304-LPH-

GRIP
FINISH

ENDS
FINISH

-

OVERALL
LENGTH

-

DIAMETER

DOOR TYPE

GLASS DOORS
UP TO 3/4"

WOOD & METAL DOORS
UP TO 4-3/4"

HOLE SIZE
DIAMETER

5/8"

5/16"

Not all Finishes, Lengths and Diameters are available in this style.
For customization requests, please contact us at info@strongarhardware.com