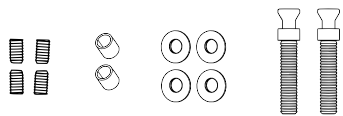

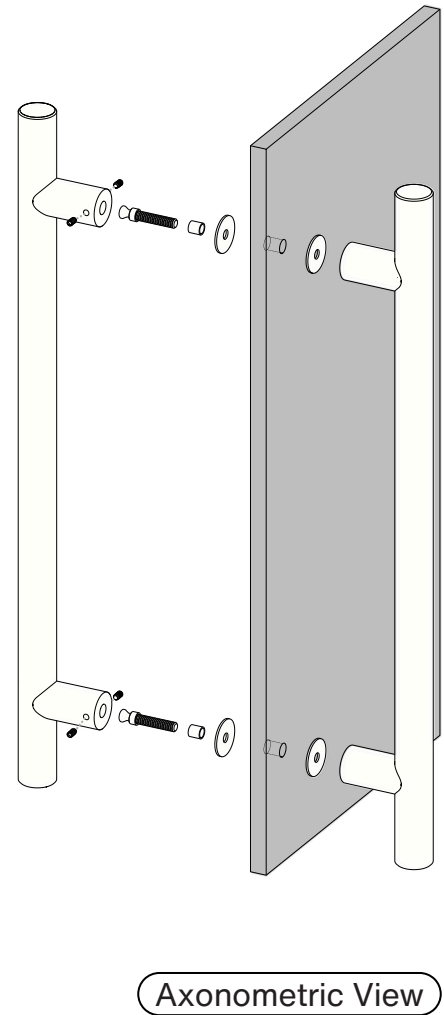
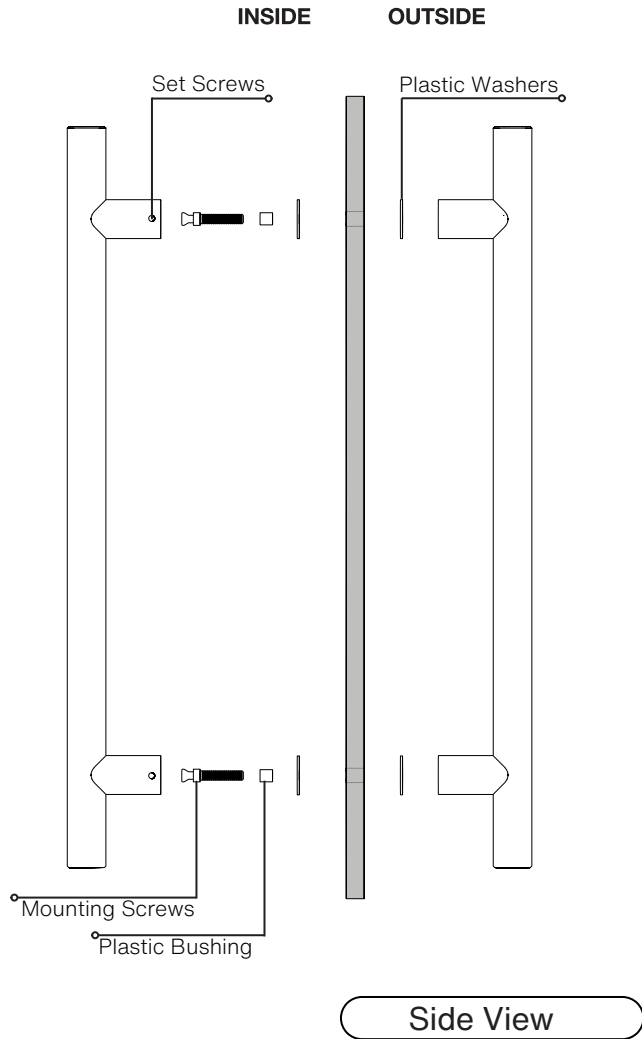


Pro-Line Series™

Natural Wood Ladder Pull Handle
 Solid Beech Wood Grip in a Natural Finish
 Stainless Steel Posts
 Back to Back
 Suitable for Glass, Wood and Metal Doors



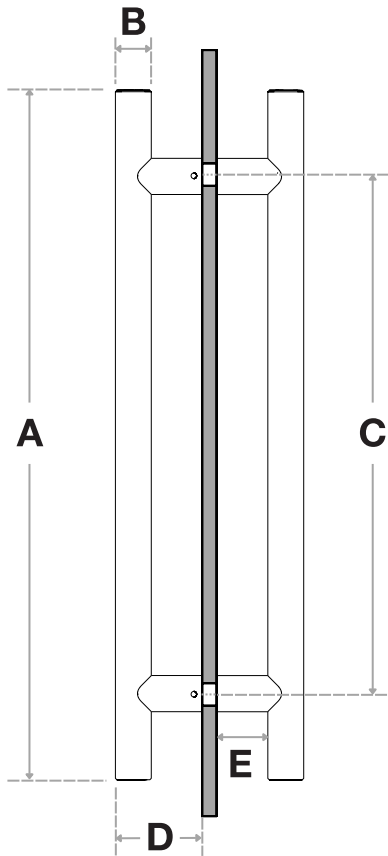
- Parts Included:**
- Pair of Handles (x1)
 - Set Screws (x4)
 - Bushings (x2)
 - Plastic Washers(x4)
 - Mounting Screws up to 1-3/4" doors (x2)

Note: For doors thicker than 1-3/4", mounting screws must be purchased separately.



Pro-Line Series™

Natural Wood Ladder Pull Handle
 Solid Beech Wood Grip in a Natural Finish
 Stainless Steel Posts
 Back to Back
 Suitable for Glass, Wood and Metal Doors








Handle Length (A)	Diameter (B)	Center-to-Center (C)	Projection (D)	Clearance (E)
12"	1-1/4"	6"	3"	1-3/4"
18"	1-1/4"	12"	3"	1-3/4"
24"	1-1/4"	18"	3"	1-3/4"
36"	1-1/4"	30"	3"	1-3/4"
48"	1-1/4"	42"	3"	1-3/4"

Side View

GRIP FINISHES (1):

 Natural Wood = NAT

POSTS FINISHES (2):

-  Brushed Satin = S
-  Polished = P
-  Matte Black Powder Coated = B
-  Bronze Powder Coated = BR
-  Satin Brass = SB

OVERALL LENGTHS (3)

- 12" = 12
- 18" = 18
- 24" = 24
- 36" = 36
- 48" = 48

DIAMETER (4)

1-1/4" = 1250

For a complete **SKU#** add Grip Finish (1), Posts Finish (2), Overall length (3) and Diameter (4)

SH-PRO-316-LPH-BEECH- - - -

GRIP FINISH ENDS FINISH OVERALL LENGTH DIAMETER

DOOR TYPE	GLASS DOORS UP TO 3/4"	WOOD & METAL DOORS UP TO 4-3/4"
HOLE SIZE DIAMETER	5/8"	5/16"

Not all Finishes, Lengths and Diameters are available in this style.
 For customization requests, please contact us at info@strongarhardware.com