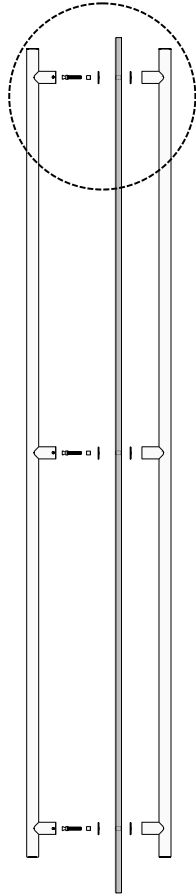

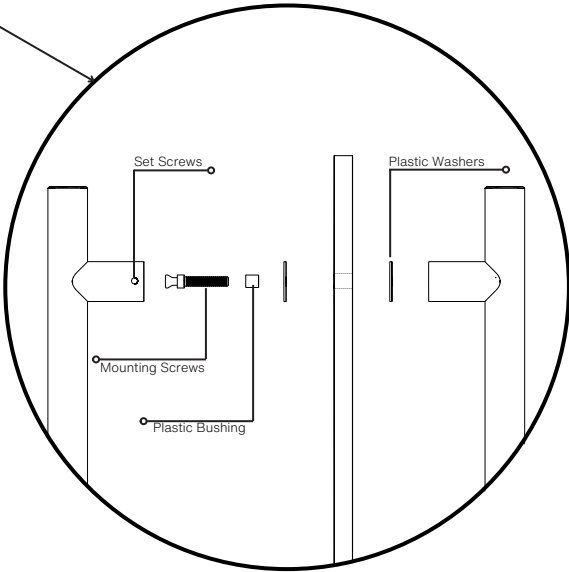


INSIDE      OUTSIDE

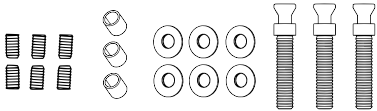
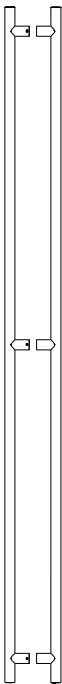


Close Up



Side View

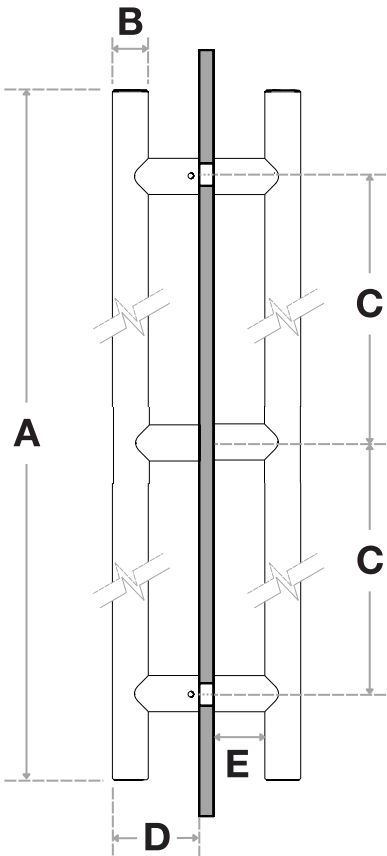
Axonometric View



- Parts Included:**
- Pair of Handles (x1)
  - Set Screws (x6)
  - Bushings (x3)
  - Plastic Washers(x6)
  - Mounting Screws up to 1-3/4" doors (x3)

Note: For doors thicker than 1-3/4", mounting screws must be purchased separately.









Side View

Handle Length (A)	Diameter (B)	Center-to-Center (C)	Projection (D)	Clearance (E)
84"	1-1/4"	39" + 39"	3"	1-3/4"

FINISHES (1):

-  Brushed Satin = S
-  Polished = P
-  Matte Black Powder Coated = B
-  Satin Brass = SB

OVERALL LENGTH (2)

84" = 84

DIAMETER (3)

1-1/4" = 1250

For a complete **SKU#** add Finish (1), Overall length (2) and Diameter (3)

SH-PRO-316-LPH-3P-

FINISH

-

OVERALL LENGTH

-

DIAMETER

DOOR TYPE	GLASS DOORS UP TO 3/4"	WOOD & METAL DOORS. UP TO 4-3/4"
HOLE SIZE DIAMETER	5/8"	5/16"

Not all Finishes, Lengths and Diameters are available in this style.  
For customization requests, please contact us at [info@strongarhardware.com](mailto:info@strongarhardware.com)