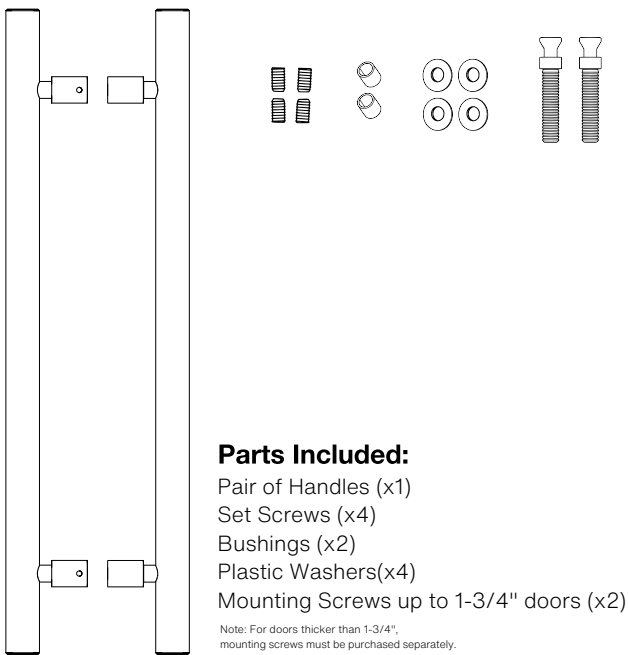

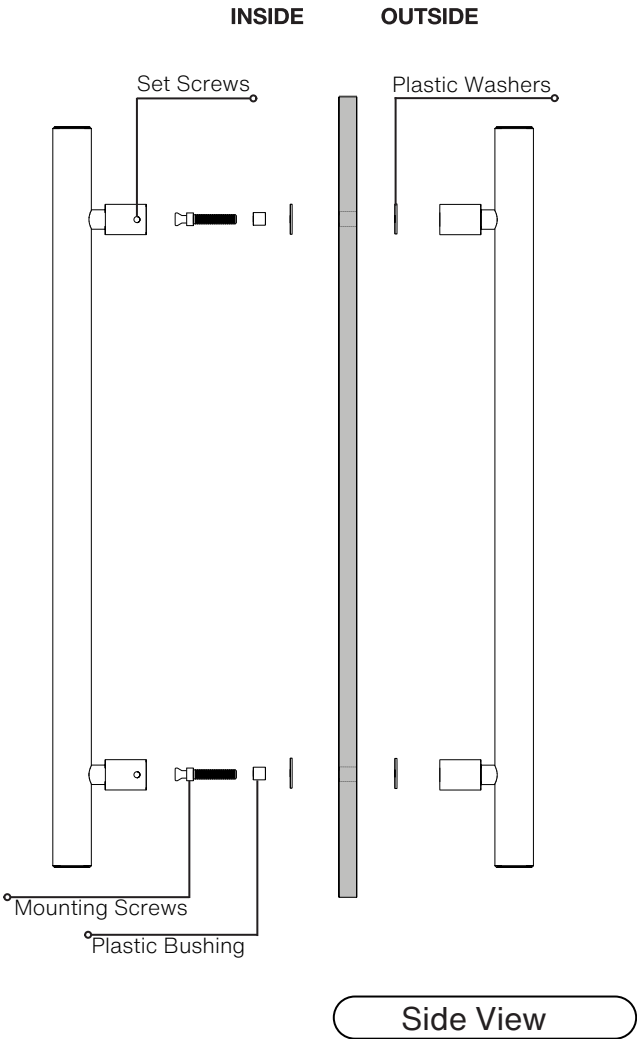
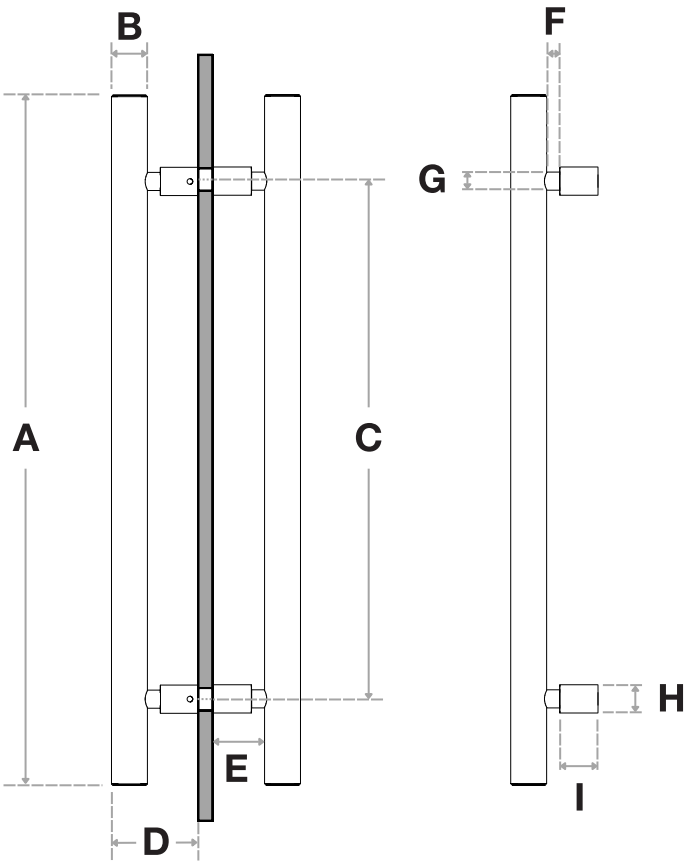


Pro-Line Floating Neck Series™

Ladder Pull Handle
Back to Back
Suitable for Glass, Wood and Metal Doors





Side View

Handle Length (A)	Diameter (B)	Center-to-Center (C)	Projection (D)	Clearance (E)
12"	1-1/4"	6"	3"	1-7/8"
18"	1-1/4"	12"	3"	1-7/8"
24"	1-1/4"	18"	3"	1-7/8"
36"	1-1/4"	30"	3"	1-7/8"
48"	1-1/4"	42"	3"	1-7/8"
60"	1-1/4"	54"	3"	1-7/8"
72"	1-1/4"	66"	3"	1-7/8"
84"	1-1/4"	60"	3"	1-7/8"

Necked Projection (F)	Necked Diameter (G)	Posts Diameter (H)	Posts Projection (I)
5/8"	5/8"	1"	1-1/4"
5/8"	5/8"	1"	1-1/4"
5/8"	5/8"	1"	1-1/4"
5/8"	5/8"	1"	1-1/4"
5/8"	5/8"	1"	1-1/4"
5/8"	5/8"	1"	1-1/4"
5/8"	5/8"	1"	1-1/4"
5/8"	5/8"	1"	1-1/4"

FINISHES (1):

- Brushed Satin = S
- Polished = P
- Matte Black Powder Coated = B
- Satin Brass = SB

OVERALL LENGTHS (2)

- 12" = 12
- 18" = 18
- 24" = 24
- 36" = 36
- 48" = 48
- 60" = 60
- 72" = 72
- 84" = 84

DIAMETER (3)

1-1/4" = 1250

For a complete SKU# add Finish (1), Overall length (2) and Diameter (3)

SH-PRO-304-LPH-FNP- - -

FINISH OVERALL LENGTH DIAMETER

DOOR TYPE	GLASS DOORS UP TO 3/4"	WOOD & METAL DOORS UP TO 4-3/4"
HOLE SIZE DIAMETER	5/8"	5/16"

Not all Finishes, Lengths and Diameters are available in this style.
For customization requests, please contact us at info@strongarhardware.com