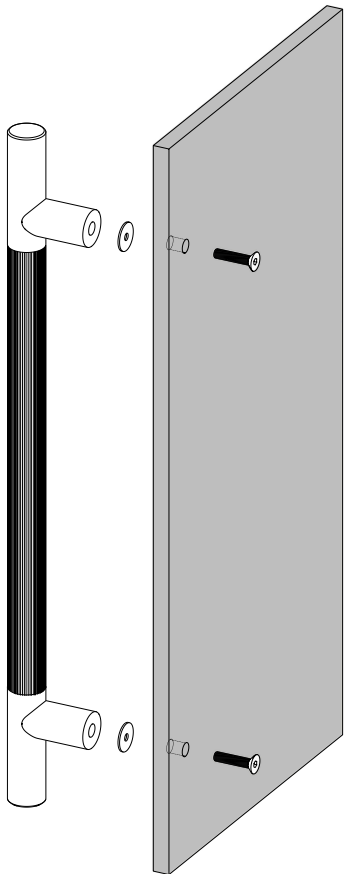
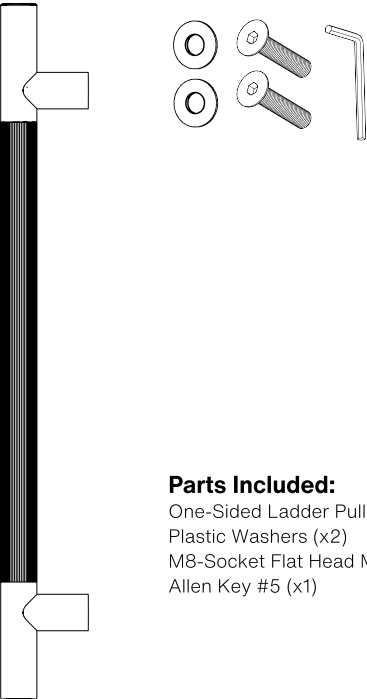


Side View

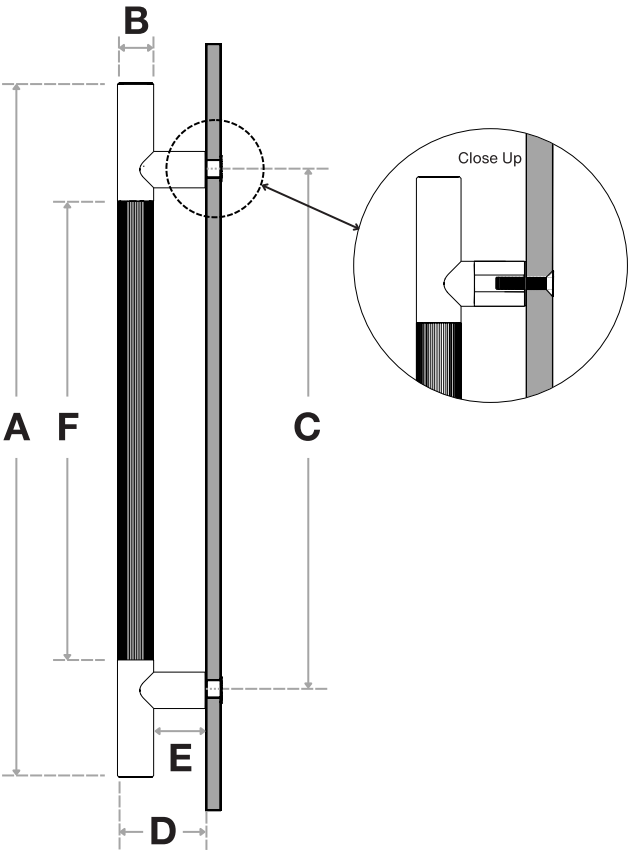


Axonometric View



- Parts Included:**
- One-Sided Ladder Pull Handle (x1)
 - Plastic Washers (x2)
 - M8-Socket Flat Head Mounting Screw (x2)
 - Allen Key #5 (x1)





Handle Length (A)	Diameter (B)	Center-to-Center (C)	Projection (D)	Clearance (E)	Fluted (F)
12"	1-1/4"	6"	3"	1-3/4"	4-3/4"
18"	1-1/4"	12"	3"	1-3/4"	10-3/4"
24"	1-1/4"	18"	3"	1-3/4"	16-3/4"
36"	1-1/4"	30"	3"	1-3/4"	28-3/4"
48"	1-1/4"	42"	3"	1-3/4"	40-3/4"
60"	1-1/4"	54"	3"	1-3/4"	52-3/4"

Side View

FINISHES (1)

- Brushed Satin = S
- Polished = P
- Matte Black Powder Coated = B
- Satin Brass = SB

OVERALL LENGTHS (2)

12" = 12
18" = 18
24" = 24
36" = 36
48" = 48
60" = 60

DIAMETERS (3)

1-1/4" = 1250

For a complete **SKU#** add Finish **(1)**, Overall length **(2)** and Diameter **(3)**

SH-APP-LPH-FLU-

FINISH

-

OVERALL LENGTH

-

DIAMETER

Material: 316 grade stainless steel alloy.

DOOR TYPE

PANEL READY DOOR

HOLE SIZE
DIAMETER

5/16"

Not all Finishes, Lengths and Diameters are available in this style.
For customization requests, please contact us at info@strongarhardware.com