
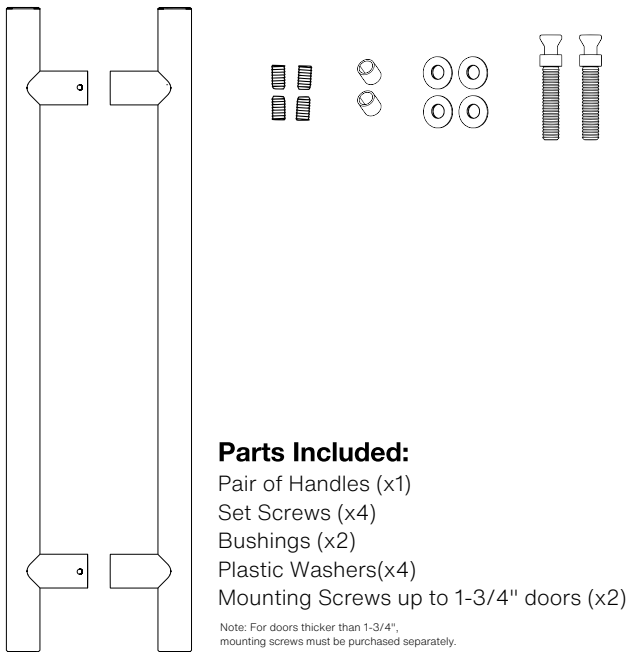
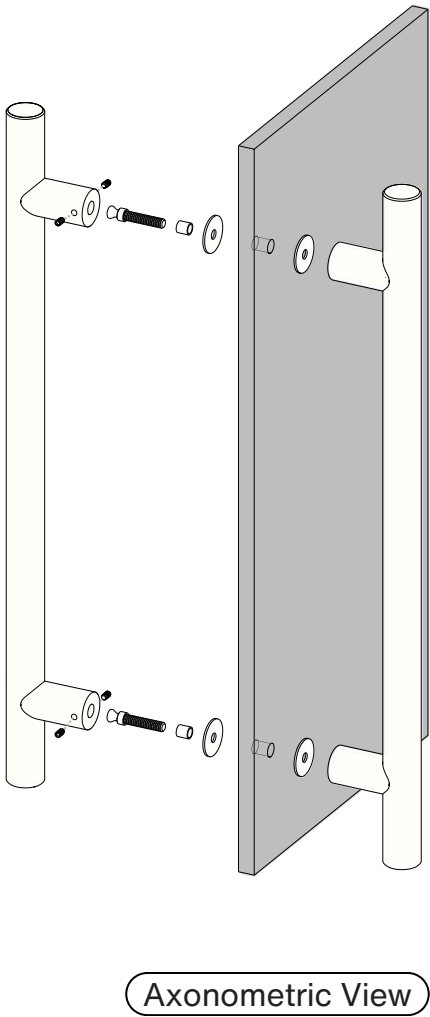
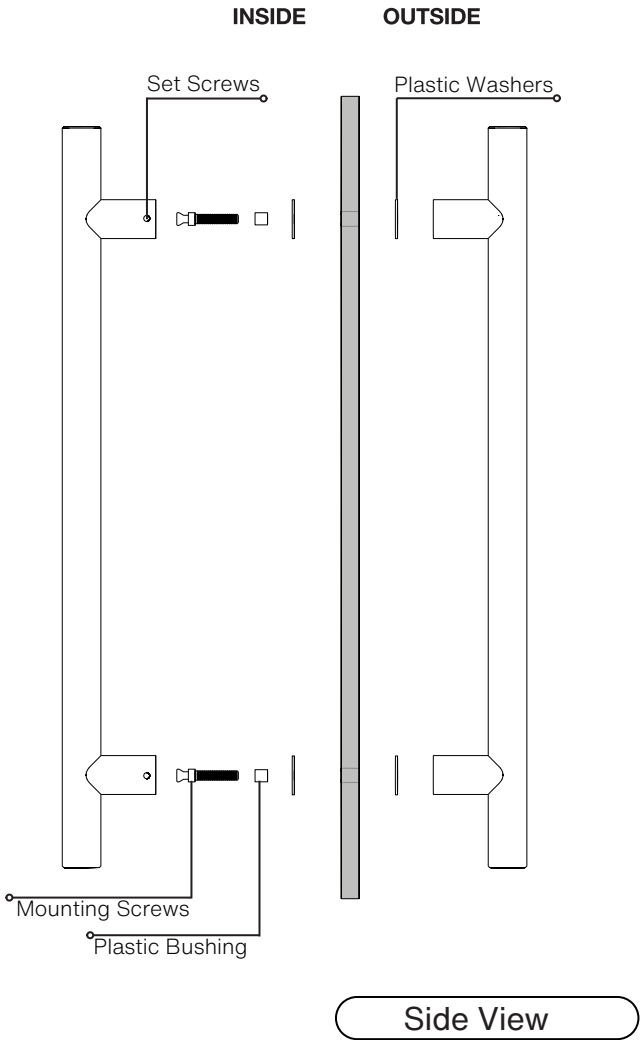
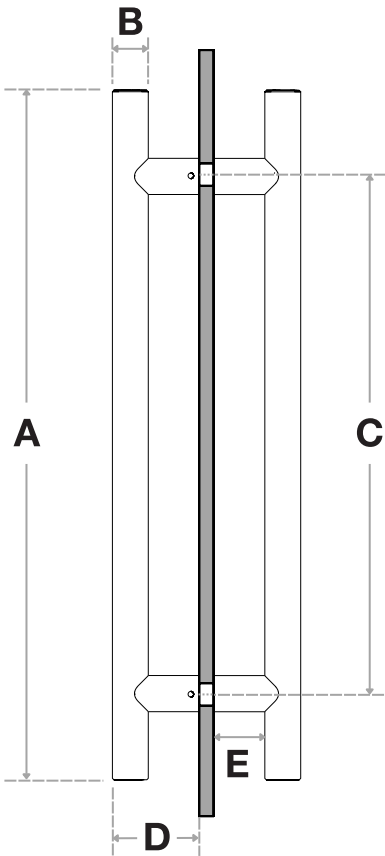


Pro-Line Series™

Ladder Pull Handle
Back to Back
Suitable for Glass, Wood and Metal Doors







Handle Length (A)	Diameter (B)	Center-to-Center (C)	Projection (D)	Clearance (E)
18"	1-1/4"	12"	5-3/16"	3-1/8"
24"	1-1/4"	18"	5-3/16"	3-1/8"
36"	1-1/4"	30"	5-3/16"	3-1/8"
48"	1-1/4"	42"	5-3/16"	3-1/8"
60"	1-1/4"	54"	5-3/16"	3-1/8"

Side View

FINISHES (1):

-  Clear Anodized Aluminum = C
-  Black Anodized Aluminum = B

OVERALL LENGTHS (2)

- 18" = 18
- 24" = 24
- 36" = 36
- 48" = 48
- 60" = 60

DIAMETER (3)

1-1/4" = 1250

For a complete **SKU#** add Finish (1), Overall length (2) and Diameter (3)

SH-PRO-ALU-LPH-

FINISH

-

OVERALL LENGTH

-

DIAMETER

DOOR TYPE

GLASS DOORS
UP TO 3/4"

WOOD & METAL DOORS
UP TO 4-3/4"

HOLE SIZE
DIAMETER

5/8"

5/16"

Not all Finishes, Lengths and Diameters are available in this style.
For customization requests, please contact us at info@strongarhardware.com