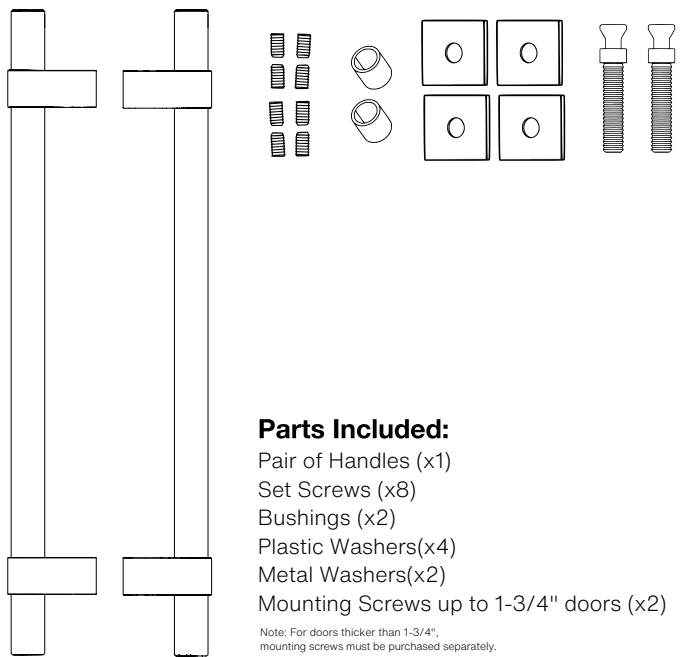
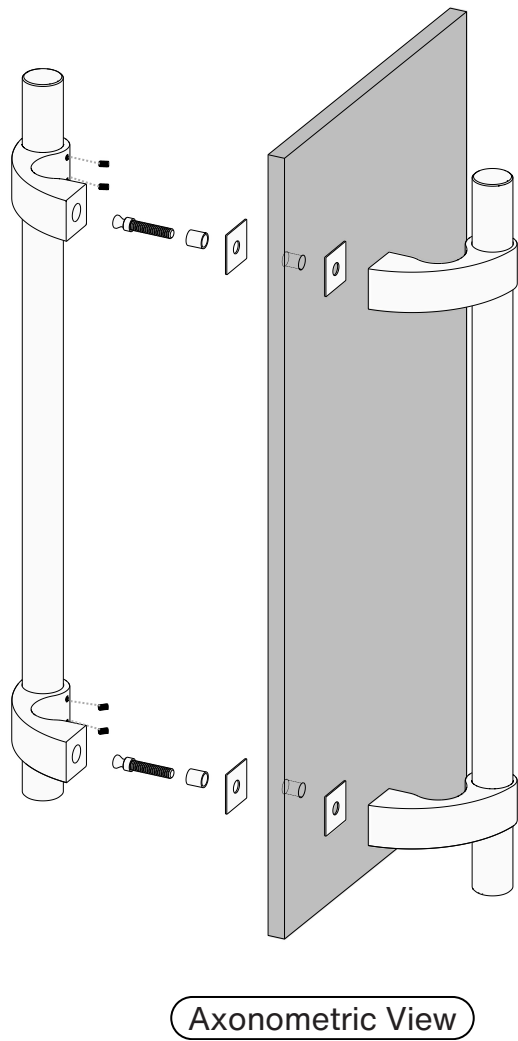
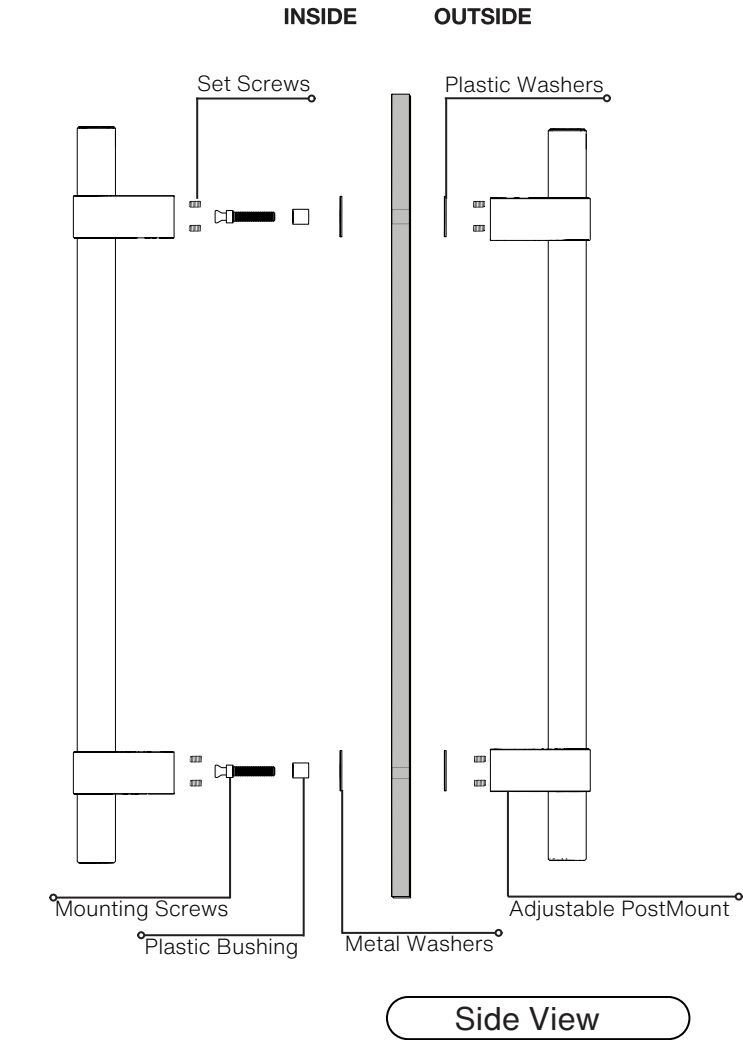
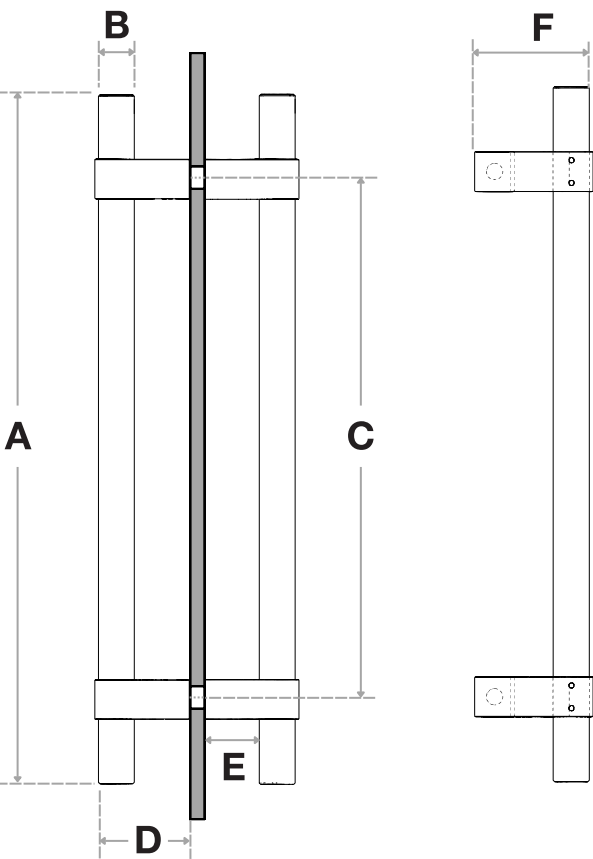


Pro-Line Series™

Adjustable Offset Pull Handle
Back to Back
Suitable for Glass, Wood and Metal Doors







Handle Length (A)	Diameter (B)	Center-to-Center (C)	Projection (D)	Clearance (E)	Width (F)
36"	1-1/4"	Adjustable	2-7/8"	1-5/8"	3-1/4"
48"	1-1/4"	Adjustable	2-7/8"	1-5/8"	3-1/4"
60"	1-1/4"	Adjustable	2-7/8"	1-5/8"	3-1/4"
72"	1-1/4"	Adjustable	2-7/8"	1-5/8"	3-1/4"

Side View

Front View

FINISHES (1):

-  Brushed Satin = S
-  Polished = P

OVERALL LENGTHS (2)

- 36" = 36
- 48" = 48
- 60" = 60
- 72" = 72

DIAMETERS (3)

- 1-1/4" = 1250

For a complete **SKU#** add Finish **(1)**, Overall length **(2)** and Diameter **(3)**

SH-PRO-316-OLP-ADJ-

-

-

FINISH

OVERALL LENGTH

DIAMETER

DOOR TYPE	GLASS DOORS UP TO 3/4"	WOOD & METAL DOORS UP TO 4-3/4"
HOLE SIZE DIAMETER	5/8"	5/16"

Not all Finishes, Lengths and Diameters are available in this style.
For customization requests, please contact us at info@strongarhardware.com