
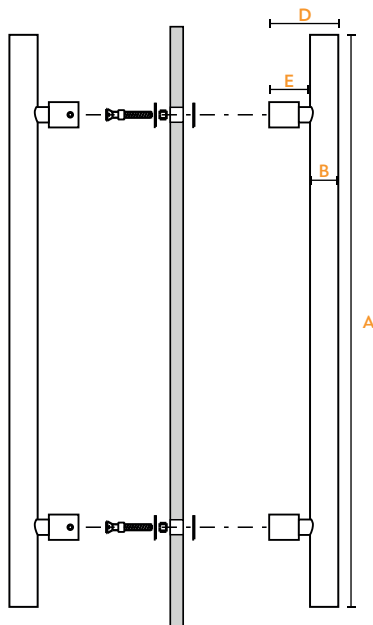
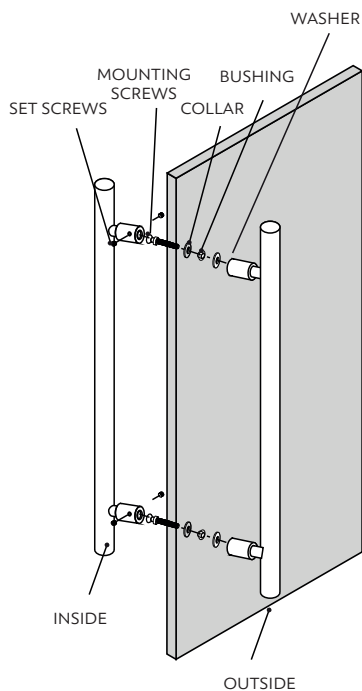


Pro-Line Series™

FLOATING NECKED MOUNTING POST PULL HANDLE
FOR GLASS, WOOD OR METAL DOORS



Back-to-Back Handle



MOUNTING OPTIONS	GLASS DOORS UP TO 3/4"	WOOD/METAL DOORS UP TO 1-3/4"
HOLE SIZE DIAMETER	5/8"	5/16"

For a thicker doors mounting hardware must be purchased separately.

Handle Length (A)	Diameter (B)	Center-to-Center (C)	Projection (D)	Clearance (E)
18"	1-1/4"	12"	3"	1-3/4"
24"	1-1/4"	18"	3"	1-3/4"
32"	1-1/4"	26"	3"	1-3/4"
36"	1-1/4"	30"	3"	1-3/4"
48"	1-1/4"	42"	3"	1-3/4"
60"	1-1/4"	54"	3"	1-3/4"
72"	1-1/4"	66"	3"	1-3/4"

FINISH: Brushed Satin **S** - Matte Black Powder **B** - Polished **P**
OVERALL LENGTH (Inches): **18 - 24 - 32 - 36 - 48 - 60 - 72**

For customization requests, please contact us at info@strongarhardware.com

For a complete SKU add Finish and Overall length.

SKU#
SH-PRO-304-LPH-FNP-

FINISH

 -

OVERALL LENGTH

- 1250